

Cambridge Waste Water Treatment Plant Relocation Project
Anglian Water Services Limited

Appendix 19.2: Resurvey – May 2022 Traffic Surveys

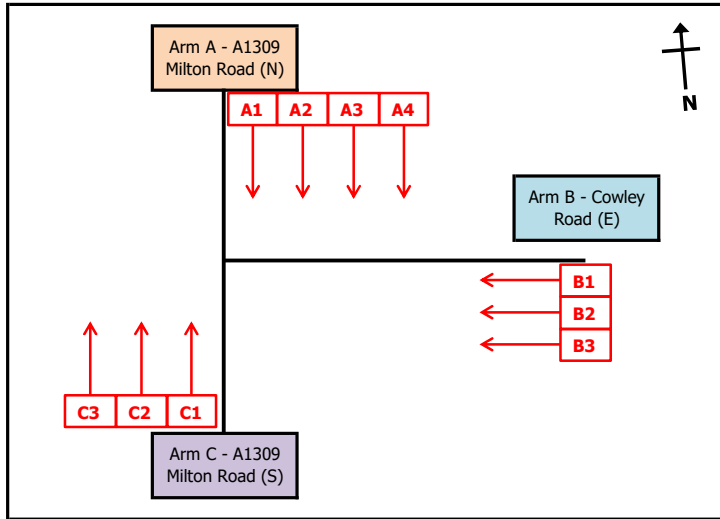
Application Document Reference: 5.4.19.2
PINS Project Reference: WW010003
APFP Regulation No. 5(2)a

Revision No. 01
April 2023

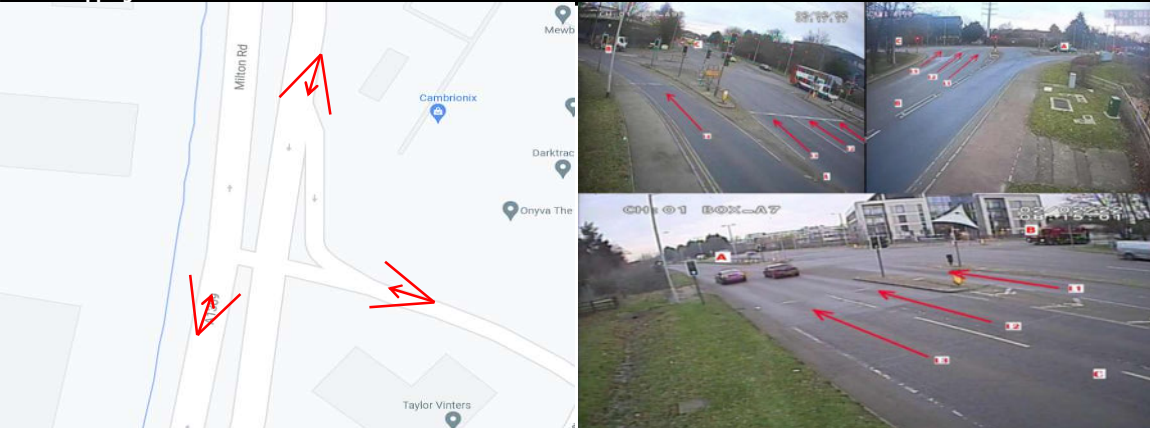
Client: Mott McDonald **Date of Survey:** 02.02.2022
Project Number: ID06180 **Junction Name:** A1309 Milton Road / Cowley Road
Junction Number: Site 12 **Junction Type:** T-Junction

X Coordinate	Y Coordinate	Google Maps Link
52.232796	0.150635	Click Here
AM Peak Conditions	PM Peak Conditions	
Clear	Clear	

Junction Layout

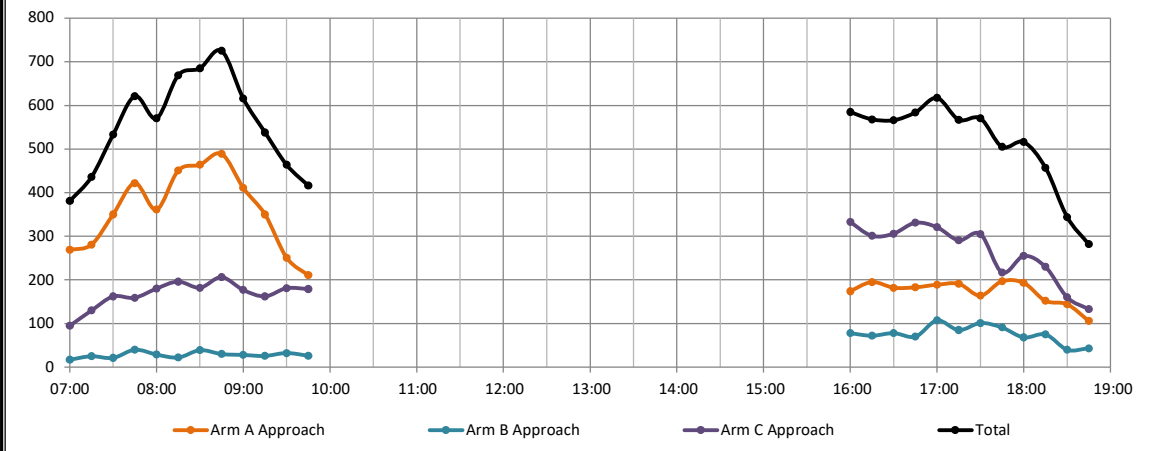


Aerial Mapping and On-site Camera View



Junction Flow Profile

Arm Approach Flows (All Vehicles)



Additional Notes (Factors which may impact on survey results such as accidents, roadworks, special events):

Intelligent Data Collection Limited



Client: Mott McDonald
 Project Number: ID06180
 Junction Number: Site 12

Date of Survey: 02.02.2022
 Junction Name: A1309 Milton Road / Cowley Road
 Junction Type: T-Junction

Arm A: A1309 Milton Road (N)
 Arm B: Cowley Road (E)

Arm C: A1309 Milton Road (S)

Time	A1 to A								A1 to C								A1 to B							
	Cars	LGV	OGV1	OGV2	Buses	M/C	Cycle	Total	Cars	LGV	OGV1	OGV2	Buses	M/C	Cycle	Total	Cars	LGV	OGV1	OGV2	Buses	M/C	Cycle	Total
07:00	0	0	0	0	0	0	0	0	24	1	0	1	0	0	0	26	0	0	0	0	0	0	0	0
07:15	0	0	0	0	0	0	0	0	23	4	1	0	1	0	0	29	0	0	0	0	0	0	0	0
07:30	0	0	0	0	0	0	0	0	34	3	0	0	0	1	0	38	0	0	0	0	0	0	0	0
07:45	0	0	0	0	0	0	0	0	50	6	0	0	0	1	0	57	0	0	0	0	0	0	0	0
08:00	0	0	0	0	0	0	0	0	51	1	0	0	1	0	0	53	0	0	0	0	0	0	0	0
08:15	0	0	0	0	0	0	0	0	65	2	0	0	1	4	0	72	0	0	0	0	0	0	0	0
08:30	0	0	0	0	0	0	0	0	73	3	0	0	0	1	0	77	0	0	0	0	0	0	0	0
08:45	0	0	0	0	0	0	0	0	76	5	0	1	1	0	0	83	0	0	0	0	0	0	0	0
09:00	0	0	0	0	0	0	0	0	48	1	0	0	0	0	0	49	0	0	0	0	0	0	0	0
09:15	0	0	0	0	0	0	0	0	44	3	0	0	0	0	0	47	0	0	0	0	0	0	0	0
09:30	0	0	0	0	0	0	0	0	24	4	0	0	1	0	0	29	0	0	0	0	0	0	0	0
09:45	0	0	0	0	0	0	0	0	18	2	0	0	0	0	0	20	0	0	0	0	0	0	0	0
16:00	0	0	0	0	0	0	0	0	2	2	1	0	0	0	0	5	0	0	0	0	0	0	0	0
16:15	0	0	0	0	0	0	0	0	3	0	0	0	0	0	0	3	0	0	0	0	0	0	0	0
16:30	0	0	0	0	0	0	0	0	2	1	0	0	0	0	0	3	0	0	0	0	0	0	0	0
16:45	0	0	0	0	0	0	0	0	11	0	0	0	0	0	0	11	0	0	0	0	0	0	0	0
17:00	0	0	0	0	0	0	0	0	9	0	0	0	0	0	0	9	0	0	0	0	0	0	0	0
17:15	0	0	0	0	0	0	0	0	3	0	0	0	0	0	0	3	0	0	0	0	0	0	0	0
17:30	0	0	0	0	0	0	0	0	4	0	0	0	0	0	0	4	0	0	0	0	0	0	0	0
17:45	0	0	0	0	0	0	0	0	7	0	0	0	0	0	0	7	0	0	0	0	0	0	0	0
18:00	0	0	0	0	0	0	0	0	5	0	0	0	0	0	0	5	0	0	0	0	0	0	0	0
18:15	0	0	0	0	0	0	0	0	3	0	0	0	0	0	0	3	0	0	0	0	0	0	0	0
18:30	0	0	0	0	0	0	0	0	3	0	0	0	0	0	0	3	0	0	0	0	0	0	0	0
18:45	0	0	0	0	0	0	0	0	4	0	0	0	0	0	0	4	0	0	0	0	0	0	0	0
Start Time	Rolling Hour								Rolling Hour								Rolling Hour							
	Cars	LGV	OGV1	OGV2	Buses	M/C	Cycle	Total	Cars	LGV	OGV1	OGV2	Buses	M/C	Cycle	Total	Cars	LGV	OGV1	OGV2	Buses	M/C	Cycle	Total
07:00	0	0	0	0	0	0	0	0	131	14	1	1	1	2	0	150	0	0	0	0	0	0	0	0
07:15	0	0	0	0	0	0	0	0	158	14	1	0	2	2	0	177	0	0	0	0	0	0	0	0
07:30	0	0	0	0	0	0	0	0	200	12	0	0	2	6	0	220	0	0	0	0	0	0	0	0
07:45	0	0	0	0	0	0	0	0	239	12	0	0	2	6	0	259	0	0	0	0	0	0	0	0
08:00	0	0	0	0	0	0	0	0	265	11	0	1	3	5	0	285	0	0	0	0	0	0	0	0
08:15	0	0	0	0	0	0	0	0	262	11	0	1	2	5	0	281	0	0	0	0	0	0	0	0
08:30	0	0	0	0	0	0	0	0	241	12	0	1	1	1	0	256	0	0	0	0	0	0	0	0
08:45	0	0	0	0	0	0	0	0	192	13	0	1	2	0	0	208	0	0	0	0	0	0	0	0
09:00	0	0	0	0	0	0	0	0	134	10	0	0	1	0	0	145	0	0	0	0	0	0	0	0
16:00	0	0	0	0	0	0	0	0	18	3	1	0	0	0	0	22	0	0	0	0	0	0	0	0
16:15	0	0	0	0	0	0	0	0	25	1	0	0	0	0	0	26	0	0	0	0	0	0	0	0
16:30	0	0	0	0	0	0	0	0	25	1	0	0	0	0	0	26	0	0	0	0	0	0	0	0
16:45	0	0	0	0	0	0	0	0	27	0	0	0	0	0	0	27	0	0	0	0	0	0	0	0
17:00	0	0	0	0	0	0	0	0	23	0	0	0	0	0	0	23	0	0	0	0	0	0	0	0
17:15	0	0	0	0	0	0	0	0	19	0	0	0	0	0	0	19	0	0	0	0	0	0	0	0
17:30	0	0	0	0	0	0	0	0	19	0	0	0	0	0	0	19	0	0	0	0	0	0	0	0
17:45	0	0	0	0	0	0	0	0	18	0	0	0	0	0	0	18	0	0	0	0	0	0	0	0
18:00	0	0	0	0	0	0	0	0	15	0	0	0	0	0	0	15	0	0	0	0	0	0	0	0

Intelligent Data Collection Limited



Client: Mott McDonald
 Project Number: ID06180
 Junction Number: Site 12

Date of Survey: 02.02.2022
 Junction Name: A1309 Milton Road / Cowley Road
 Junction Type: T-Junction

Arm A: A1309 Milton Road (N)
 Arm B: Cowley Road (E)

Arm C: A1309 Milton Road (S)

Time	A2 to A								A2 to C								A2 to B							
	Cars	LGV	OGV1	OGV2	Buses	M/C	Cycle	Total	Cars	LGV	OGV1	OGV2	Buses	M/C	Cycle	Total	Cars	LGV	OGV1	OGV2	Buses	M/C	Cycle	Total
07:00	0	0	0	0	0	0	0	0	23	10	0	0	1	0	0	34	0	0	0	0	0	0	0	0
07:15	0	0	0	0	0	0	0	0	32	10	1	0	0	1	0	44	0	0	0	0	0	0	0	0
07:30	0	0	0	0	0	0	0	0	36	5	2	0	1	0	0	44	0	0	0	0	0	0	0	0
07:45	0	0	0	0	0	0	0	0	82	8	2	0	1	4	0	97	0	0	0	0	0	0	0	0
08:00	0	0	0	0	0	0	0	0	62	5	0	1	1	1	0	70	0	0	0	0	0	0	0	0
08:15	0	0	0	0	0	0	0	0	98	6	0	0	1	0	0	105	0	0	0	0	0	0	0	0
08:30	0	0	0	0	0	0	0	0	133	6	0	0	1	0	0	140	0	0	0	0	0	0	0	0
08:45	0	0	0	0	0	0	0	0	118	4	0	0	0	0	0	122	0	0	0	0	0	0	0	0
09:00	0	0	0	0	0	0	0	0	81	10	1	0	1	1	0	94	0	0	0	0	0	0	0	0
09:15	0	0	0	0	0	0	0	0	65	5	0	0	1	0	0	71	0	0	0	0	0	0	0	0
09:30	0	0	0	0	0	0	0	0	31	1	0	1	0	2	0	35	0	0	0	0	0	0	0	0
09:45	0	0	0	0	0	0	0	0	30	3	0	0	1	0	0	34	0	0	0	0	0	0	0	0
16:00	0	0	0	0	0	0	0	0	5	4	0	0	1	1	0	11	0	0	0	0	0	0	0	0
16:15	0	0	0	0	0	0	0	0	14	4	0	0	1	0	0	19	0	0	0	0	0	0	0	0
16:30	0	0	0	0	0	0	0	0	11	2	0	0	1	0	0	14	0	0	0	0	0	0	0	0
16:45	0	0	0	0	0	0	0	0	20	1	0	0	1	2	0	24	0	0	0	0	0	0	0	0
17:00	0	0	0	0	0	0	0	0	24	0	0	0	1	1	0	26	0	0	0	0	0	0	0	0
17:15	0	0	0	0	0	0	0	0	15	2	0	0	1	0	0	18	0	0	0	0	0	0	0	0
17:30	0	0	0	0	0	0	0	0	17	0	0	0	1	0	0	18	0	0	0	0	0	0	0	0
17:45	0	0	0	0	0	0	0	0	24	1	0	0	1	0	0	26	0	0	0	0	0	0	0	0
18:00	0	0	0	0	0	0	0	0	20	1	0	0	1	0	0	22	0	0	0	0	0	0	0	0
18:15	0	0	0	0	0	0	0	0	9	0	0	0	0	0	0	9	0	0	0	0	0	0	0	0
18:30	0	0	0	0	0	0	0	0	7	0	0	0	1	0	0	8	0	0	0	0	0	0	0	0
18:45	0	0	0	0	0	0	0	0	6	1	0	0	0	0	0	7	0	0	0	0	0	0	0	0
Start Time	Rolling Hour							Total	Rolling Hour							Total	Rolling Hour							Total
07:00	0	0	0	0	0	0	0	0	173	33	5	0	3	5	0	219	0	0	0	0	0	0	0	0
07:15	0	0	0	0	0	0	0	0	212	28	5	1	3	6	0	255	0	0	0	0	0	0	0	0
07:30	0	0	0	0	0	0	0	0	278	24	4	1	4	5	0	316	0	0	0	0	0	0	0	0
07:45	0	0	0	0	0	0	0	0	375	25	2	1	4	5	0	412	0	0	0	0	0	0	0	0
08:00	0	0	0	0	0	0	0	0	411	21	0	1	3	1	0	437	0	0	0	0	0	0	0	0
08:15	0	0	0	0	0	0	0	0	430	26	1	0	3	1	0	461	0	0	0	0	0	0	0	0
08:30	0	0	0	0	0	0	0	0	397	25	1	0	3	1	0	427	0	0	0	0	0	0	0	0
08:45	0	0	0	0	0	0	0	0	295	20	1	1	2	3	0	322	0	0	0	0	0	0	0	0
09:00	0	0	0	0	0	0	0	0	207	19	1	1	3	3	0	234	0	0	0	0	0	0	0	0
16:00	0	0	0	0	0	0	0	0	50	11	0	0	4	3	0	68	0	0	0	0	0	0	0	0
16:15	0	0	0	0	0	0	0	0	69	7	0	0	4	3	0	83	0	0	0	0	0	0	0	0
16:30	0	0	0	0	0	0	0	0	70	5	0	0	4	3	0	82	0	0	0	0	0	0	0	0
16:45	0	0	0	0	0	0	0	0	76	3	0	0	4	3	0	86	0	0	0	0	0	0	0	0
17:00	0	0	0	0	0	0	0	0	80	3	0	0	4	1	0	88	0	0	0	0	0	0	0	0
17:15	0	0	0	0	0	0	0	0	76	4	0	0	4	0	0	84	0	0	0	0	0	0	0	0
17:30	0	0	0	0	0	0	0	0	70	2	0	0	3	0	0	75	0	0	0	0	0	0	0	0
17:45	0	0	0	0	0	0	0	0	60	2	0	0	3	0	0	65	0	0	0	0	0	0	0	0
18:00	0	0	0	0	0	0	0	0	42	2	0	0	2	0	0	46	0	0	0	0	0	0	0	0

Intelligent Data Collection Limited



Client: Mott McDonald
 Project Number: ID06180
 Junction Number: Site 12

Date of Survey: 02.02.2022
 Junction Name: A1309 Milton Road / Cowley Road
 Junction Type: T-Junction

Arm A: A1309 Milton Road (N)
 Arm B: Cowley Road (E)

Arm C: A1309 Milton Road (S)

Time	A3 to A								A3 to C								A3 to B							
	Cars	LGV	OGV1	OGV2	Buses	M/C	Cycle	Total	Cars	LGV	OGV1	OGV2	Buses	M/C	Cycle	Total	Cars	LGV	OGV1	OGV2	Buses	M/C	Cycle	Total
07:00	0	0	0	0	0	0	0	0	92	45	4	4	1	4	0	150	0	0	0	0	0	0	0	0
07:15	0	0	0	0	0	0	0	0	99	38	3	1	0	0	0	141	0	0	0	0	0	0	0	0
07:30	0	0	0	0	0	0	0	0	143	54	0	1	2	0	0	200	0	0	0	0	0	0	0	0
07:45	0	0	0	0	0	0	0	0	117	53	6	3	1	0	0	180	0	0	0	0	0	0	0	0
08:00	0	0	0	0	0	0	0	0	113	46	1	0	1	0	0	161	0	0	0	0	0	0	0	0
08:15	0	0	0	0	0	0	0	0	137	38	7	1	1	1	0	185	0	0	0	0	0	0	0	0
08:30	0	0	0	0	0	0	0	0	122	25	5	0	1	1	0	154	0	0	0	0	0	0	0	0
08:45	0	0	0	0	0	0	0	0	134	26	3	2	0	3	0	168	0	0	0	0	0	0	0	0
09:00	0	0	0	0	0	0	0	0	138	39	5	1	2	0	0	185	0	0	0	0	0	0	0	0
09:15	0	0	0	0	0	0	0	0	110	29	6	2	0	2	0	149	0	0	0	0	0	0	0	0
09:30	0	0	0	0	0	0	0	0	88	36	3	1	0	0	0	128	0	0	0	0	0	0	0	0
09:45	0	0	0	0	0	0	0	0	95	23	2	3	1	1	0	125	0	0	0	0	0	0	0	0
16:00	0	0	0	0	0	0	0	0	112	16	0	1	2	2	0	133	0	0	0	0	0	0	0	0
16:15	0	0	0	0	0	0	0	0	121	20	1	0	0	2	0	144	0	0	0	0	0	0	0	0
16:30	0	0	0	0	0	0	0	0	112	21	0	1	0	2	0	136	0	0	0	0	0	0	0	0
16:45	0	0	0	0	0	0	0	0	107	24	1	0	0	2	0	134	0	0	0	0	0	0	0	0
17:00	0	0	0	0	0	0	0	0	124	11	0	0	1	0	0	136	0	0	0	0	0	0	0	0
17:15	0	0	0	0	0	0	0	0	124	14	1	1	0	2	0	142	0	0	0	0	0	0	0	0
17:30	0	0	0	0	0	0	0	0	107	15	0	0	1	1	0	124	0	0	0	0	0	0	0	0
17:45	0	0	0	0	0	0	0	0	128	13	0	1	1	2	1	146	0	0	0	0	0	0	0	0
18:00	0	0	0	0	0	0	0	0	128	8	2	0	1	1	0	140	0	0	0	0	0	0	0	0
18:15	0	0	0	0	0	0	0	0	111	12	0	2	0	1	0	126	0	0	0	0	0	0	0	0
18:30	0	0	0	0	0	0	0	0	107	6	0	1	0	2	3	119	0	0	0	0	0	0	0	0
18:45	0	0	0	0	0	0	0	0	70	5	0	0	1	2	0	78	0	0	0	0	0	0	0	0
Start Time	Rolling Hour							Total	Rolling Hour							Total	Rolling Hour							Total
07:00	0	0	0	0	0	0	0	0	451	190	13	9	4	4	0	671	0	0	0	0	0	0	0	0
07:15	0	0	0	0	0	0	0	0	472	191	10	5	4	0	0	682	0	0	0	0	0	0	0	0
07:30	0	0	0	0	0	0	0	0	510	191	14	5	5	1	0	726	0	0	0	0	0	0	0	0
07:45	0	0	0	0	0	0	0	0	489	162	19	4	4	2	0	680	0	0	0	0	0	0	0	0
08:00	0	0	0	0	0	0	0	0	506	135	16	3	3	5	0	668	0	0	0	0	0	0	0	0
08:15	0	0	0	0	0	0	0	0	531	128	20	4	4	5	0	692	0	0	0	0	0	0	0	0
08:30	0	0	0	0	0	0	0	0	504	119	19	5	3	6	0	656	0	0	0	0	0	0	0	0
08:45	0	0	0	0	0	0	0	0	470	130	17	6	2	5	0	630	0	0	0	0	0	0	0	0
09:00	0	0	0	0	0	0	0	0	431	127	16	7	3	3	0	587	0	0	0	0	0	0	0	0
16:00	0	0	0	0	0	0	0	0	452	81	2	2	2	8	0	547	0	0	0	0	0	0	0	0
16:15	0	0	0	0	0	0	0	0	464	76	2	1	1	6	0	550	0	0	0	0	0	0	0	0
16:30	0	0	0	0	0	0	0	0	467	70	2	2	1	6	0	548	0	0	0	0	0	0	0	0
16:45	0	0	0	0	0	0	0	0	462	64	2	1	2	5	0	536	0	0	0	0	0	0	0	0
17:00	0	0	0	0	0	0	0	0	483	53	1	2	3	5	1	548	0	0	0	0	0	0	0	0
17:15	0	0	0	0	0	0	0	0	487	50	3	2	3	6	1	552	0	0	0	0	0	0	0	0
17:30	0	0	0	0	0	0	0	0	474	48	2	3	3	5	1	536	0	0	0	0	0	0	0	0
17:45	0	0	0	0	0	0	0	0	474	39	2	4	2	6	4	531	0	0	0	0	0	0	0	0
18:00	0	0	0	0	0	0	0	0	416	31	2	3	2	6	3	463	0	0	0	0	0	0	0	0

Intelligent Data Collection Limited



Client: Mott McDonald
 Project Number: ID06180
 Junction Number: Site 12

Date of Survey: 02.02.2022
 Junction Name: A1309 Milton Road / Cowley Road
 Junction Type: T-Junction

Arm A: A1309 Milton Road (N)
 Arm B: Cowley Road (E)

Arm C: A1309 Milton Road (S)

Time	A4 to A								A4 to C								A4 to B							
	Cars	LGV	OGV1	OGV2	Buses	M/C	Cycle	Total	Cars	LGV	OGV1	OGV2	Buses	M/C	Cycle	Total	Cars	LGV	OGV1	OGV2	Buses	M/C	Cycle	Total
07:00	0	0	0	0	0	0	0	0	0	0	0	0	0	0	0	0	37	20	1	1	0	0	0	59
07:15	0	0	0	0	0	0	0	0	0	0	0	0	0	0	0	0	48	14	4	1	0	0	0	67
07:30	0	0	0	0	0	0	0	0	0	0	0	0	0	0	0	0	47	12	3	4	1	1	0	68
07:45	0	0	0	0	0	0	0	0	0	0	0	0	0	0	0	0	66	13	6	2	1	0	0	88
08:00	0	0	0	0	0	0	0	0	0	0	0	0	0	0	0	0	59	15	1	1	0	1	0	77
08:15	0	0	0	0	0	0	0	0	0	0	0	0	0	0	0	0	70	12	5	2	0	0	0	89
08:30	0	0	0	0	0	0	0	0	0	0	0	0	0	0	0	0	78	8	3	3	1	0	0	93
08:45	0	0	0	0	0	0	0	0	0	0	0	0	0	0	0	0	93	14	5	2	2	0	0	116
09:00	0	0	0	0	0	0	0	0	0	0	0	0	0	0	0	0	69	8	1	5	0	0	0	83
09:15	0	0	0	0	0	0	0	0	0	0	0	0	0	0	0	0	64	8	5	6	0	0	0	83
09:30	0	0	0	0	0	0	0	0	0	0	0	0	0	0	0	0	45	8	2	3	1	0	0	59
09:45	0	0	0	0	0	0	0	0	0	0	0	0	0	0	0	0	20	6	1	5	0	0	0	32
16:00	0	0	0	0	0	0	0	0	0	0	0	0	0	0	0	0	16	2	2	5	0	0	0	25
16:15	0	0	0	0	0	0	0	0	0	0	0	0	0	0	0	0	22	6	0	1	0	0	0	29
16:30	0	0	0	0	0	0	0	0	0	0	0	0	0	0	0	0	15	4	3	7	0	0	0	29
16:45	0	0	0	0	0	0	0	0	0	0	0	0	0	0	0	0	8	4	0	2	0	0	0	14
17:00	0	0	0	0	0	0	0	0	0	0	0	0	0	0	0	0	13	4	0	1	0	0	0	18
17:15	0	0	0	0	0	0	0	0	0	0	0	0	0	0	0	0	14	8	2	4	0	0	0	28
17:30	0	0	0	0	0	0	0	0	0	0	0	0	0	0	0	0	10	4	0	4	0	0	0	18
17:45	0	0	0	0	0	0	0	0	0	0	0	0	0	0	0	0	11	2	0	4	1	0	0	18
18:00	0	0	0	0	0	0	0	0	0	0	0	0	0	0	0	0	18	3	1	3	1	0	0	26
18:15	0	0	0	0	0	0	0	0	0	0	0	0	0	0	0	0	7	1	0	5	1	0	0	14
18:30	0	0	0	0	0	0	0	0	0	0	0	0	0	0	0	0	7	1	0	4	0	2	0	14
18:45	0	0	0	0	0	0	0	0	0	0	0	0	0	0	0	0	10	2	0	0	4	1	0	17
Start Time	Rolling Hour								Rolling Hour								Rolling Hour							
	Cars	LGV	OGV1	OGV2	Buses	M/C	Cycle	Total	Cars	LGV	OGV1	OGV2	Buses	M/C	Cycle	Total	Cars	LGV	OGV1	OGV2	Buses	M/C	Cycle	Total
07:00	0	0	0	0	0	0	0	0	0	0	0	0	0	0	0	0	198	59	14	8	2	1	0	282
07:15	0	0	0	0	0	0	0	0	0	0	0	0	0	0	0	0	220	54	14	8	2	2	0	300
07:30	0	0	0	0	0	0	0	0	0	0	0	0	0	0	0	0	242	52	15	9	2	2	0	322
07:45	0	0	0	0	0	0	0	0	0	0	0	0	0	0	0	0	273	48	15	8	2	1	0	347
08:00	0	0	0	0	0	0	0	0	0	0	0	0	0	0	0	0	300	49	14	8	3	1	0	375
08:15	0	0	0	0	0	0	0	0	0	0	0	0	0	0	0	0	310	42	14	12	3	0	0	381
08:30	0	0	0	0	0	0	0	0	0	0	0	0	0	0	0	0	304	38	14	16	3	0	0	375
08:45	0	0	0	0	0	0	0	0	0	0	0	0	0	0	0	0	271	38	13	16	3	0	0	341
09:00	0	0	0	0	0	0	0	0	0	0	0	0	0	0	0	0	198	30	9	19	1	0	0	257
16:00	0	0	0	0	0	0	0	0	0	0	0	0	0	0	0	0	61	16	5	15	0	0	0	97
16:15	0	0	0	0	0	0	0	0	0	0	0	0	0	0	0	0	58	18	3	11	0	0	0	90
16:30	0	0	0	0	0	0	0	0	0	0	0	0	0	0	0	0	50	20	5	14	0	0	0	89
16:45	0	0	0	0	0	0	0	0	0	0	0	0	0	0	0	0	45	20	2	11	0	0	0	78
17:00	0	0	0	0	0	0	0	0	0	0	0	0	0	0	0	0	48	18	2	13	1	0	0	82
17:15	0	0	0	0	0	0	0	0	0	0	0	0	0	0	0	0	53	17	3	15	2	0	0	90
17:30	0	0	0	0	0	0	0	0	0	0	0	0	0	0	0	0	46	10	1	16	3	0	0	76
17:45	0	0	0	0	0	0	0	0	0	0	0	0	0	0	0	0	43	7	1	16	3	2	0	72
18:00	0	0	0	0	0	0	0	0	0	0	0	0	0	0	0	0	42	7	1	12	6	3	0	71

Intelligent Data Collection Limited



Client: Mott McDonald
 Project Number: ID06180
 Junction Number: Site 12

Date of Survey: 02.02.2022
 Junction Name: A1309 Milton Road / Cowley Road
 Junction Type: T-Junction

Arm A: A1309 Milton Road (N)
 Arm B: Cowley Road (E)

Arm C: A1309 Milton Road (S)

Time	B1 to B								B1 to A								B1 to C							
	Cars	LGV	OGV1	OGV2	Buses	M/C	Cycle	Total	Cars	LGV	OGV1	OGV2	Buses	M/C	Cycle	Total	Cars	LGV	OGV1	OGV2	Buses	M/C	Cycle	Total
07:00	0	0	0	0	0	0	0	0	2	2	0	0	1	0	0	5	0	0	0	0	0	0	0	0
07:15	0	0	0	0	0	0	0	0	8	0	0	0	0	0	0	8	0	0	0	0	0	0	0	0
07:30	0	0	0	0	0	0	0	0	3	2	0	1	0	0	0	6	0	0	0	0	0	0	0	0
07:45	0	0	0	0	0	0	0	0	7	3	3	0	0	0	0	13	0	0	0	0	0	0	0	0
08:00	0	0	0	0	0	0	0	0	11	7	0	1	0	0	0	19	0	0	0	0	0	0	0	0
08:15	0	0	0	0	0	0	0	0	5	0	0	0	0	0	0	5	0	0	0	0	0	0	0	0
08:30	0	0	0	0	0	0	0	0	8	3	2	0	0	0	0	13	0	0	0	0	0	0	0	0
08:45	0	0	0	0	0	0	0	0	4	4	2	0	0	0	0	10	0	0	0	0	0	0	0	0
09:00	0	0	0	0	0	0	0	0	6	6	0	0	0	0	0	12	0	0	0	0	0	0	0	0
09:15	0	0	0	0	0	0	0	0	6	6	1	0	0	0	0	13	0	0	0	0	0	0	0	0
09:30	0	0	0	0	0	0	0	0	4	5	2	0	0	0	0	11	0	0	0	0	0	0	0	0
09:45	0	0	0	0	0	0	0	0	6	2	2	1	0	0	0	11	0	0	0	0	0	0	0	0
16:00	0	0	0	0	0	0	0	0	32	3	1	0	0	0	0	36	0	0	0	0	0	0	0	0
16:15	0	0	0	0	0	0	0	0	22	8	0	0	0	1	0	31	0	0	0	0	0	0	0	0
16:30	0	0	0	0	0	0	0	0	26	5	0	1	0	0	0	32	0	0	0	0	0	0	0	0
16:45	0	0	0	0	0	0	0	0	25	5	0	0	0	0	0	30	0	0	0	0	0	0	0	0
17:00	0	0	0	0	0	0	0	0	38	3	0	0	0	0	0	41	0	0	0	0	0	0	0	0
17:15	0	0	0	0	0	0	0	0	21	5	0	0	0	0	0	26	0	0	0	0	0	0	0	0
17:30	0	0	0	0	0	0	0	0	32	7	0	1	0	0	0	40	0	0	0	0	0	0	0	0
17:45	0	0	0	0	0	0	0	0	31	4	0	0	0	0	0	35	0	0	0	0	0	0	0	0
18:00	0	0	0	0	0	0	0	0	18	4	0	0	0	0	0	22	0	0	0	0	0	0	0	0
18:15	0	0	0	0	0	0	0	0	30	0	0	0	0	0	0	30	0	0	0	0	0	0	0	0
18:30	0	0	0	0	0	0	0	0	13	0	0	0	0	1	0	14	0	0	0	0	0	0	0	0
18:45	0	0	0	0	0	0	0	0	21	1	0	0	0	0	0	22	0	0	0	0	0	0	0	0
Start Time	Rolling Hour								Rolling Hour								Rolling Hour							
	Cars	LGV	OGV1	OGV2	Buses	M/C	Cycle	Total	Cars	LGV	OGV1	OGV2	Buses	M/C	Cycle	Total	Cars	LGV	OGV1	OGV2	Buses	M/C	Cycle	Total
07:00	0	0	0	0	0	0	0	0	20	7	3	1	1	0	0	32	0	0	0	0	0	0	0	0
07:15	0	0	0	0	0	0	0	0	29	12	3	2	0	0	0	46	0	0	0	0	0	0	0	0
07:30	0	0	0	0	0	0	0	0	26	12	3	2	0	0	0	43	0	0	0	0	0	0	0	0
07:45	0	0	0	0	0	0	0	0	31	13	5	1	0	0	0	50	0	0	0	0	0	0	0	0
08:00	0	0	0	0	0	0	0	0	28	14	4	1	0	0	0	47	0	0	0	0	0	0	0	0
08:15	0	0	0	0	0	0	0	0	23	13	4	0	0	0	0	40	0	0	0	0	0	0	0	0
08:30	0	0	0	0	0	0	0	0	24	19	5	0	0	0	0	48	0	0	0	0	0	0	0	0
08:45	0	0	0	0	0	0	0	0	20	21	5	0	0	0	0	46	0	0	0	0	0	0	0	0
09:00	0	0	0	0	0	0	0	0	22	19	5	1	0	0	0	47	0	0	0	0	0	0	0	0
16:00	0	0	0	0	0	0	0	0	105	21	1	1	0	1	0	129	0	0	0	0	0	0	0	0
16:15	0	0	0	0	0	0	0	0	111	21	0	1	0	1	0	134	0	0	0	0	0	0	0	0
16:30	0	0	0	0	0	0	0	0	110	18	0	1	0	0	0	129	0	0	0	0	0	0	0	0
16:45	0	0	0	0	0	0	0	0	116	20	0	1	0	0	0	137	0	0	0	0	0	0	0	0
17:00	0	0	0	0	0	0	0	0	122	19	0	1	0	0	0	142	0	0	0	0	0	0	0	0
17:15	0	0	0	0	0	0	0	0	102	20	0	1	0	0	0	123	0	0	0	0	0	0	0	0
17:30	0	0	0	0	0	0	0	0	111	15	0	1	0	0	0	127	0	0	0	0	0	0	0	0
17:45	0	0	0	0	0	0	0	0	92	8	0	0	0	1	0	101	0	0	0	0	0	0	0	0
18:00	0	0	0	0	0	0	0	0	82	5	0	0	0	1	0	88	0	0	0	0	0	0	0	0

Intelligent Data Collection Limited



Client: Mott McDonald
 Project Number: ID06180
 Junction Number: Site 12

Date of Survey: 02.02.2022
 Junction Name: A1309 Milton Road / Cowley Road
 Junction Type: T-Junction

Arm A: A1309 Milton Road (N)
 Arm B: Cowley Road (E)

Arm C: A1309 Milton Road (S)

Time	B2 to B								B2 to A								B2 to C							
	Cars	LGV	OGV1	OGV2	Buses	M/C	Cycle	Total	Cars	LGV	OGV1	OGV2	Buses	M/C	Cycle	Total	Cars	LGV	OGV1	OGV2	Buses	M/C	Cycle	Total
07:00	0	0	0	0	0	0	0	0	3	0	1	3	3	0	0	10	0	0	0	0	0	0	0	0
07:15	0	0	0	0	0	0	0	0	6	2	3	3	0	0	0	14	0	0	0	0	0	0	0	0
07:30	0	0	0	0	0	0	0	0	9	0	2	1	0	0	0	12	0	0	0	0	0	0	0	0
07:45	0	0	0	0	0	0	0	0	8	3	0	6	2	0	0	19	0	0	0	0	0	0	0	0
08:00	0	0	0	0	0	0	0	0	1	3	2	0	0	0	0	6	0	0	0	0	0	0	0	0
08:15	0	0	0	0	0	0	0	0	3	1	3	4	0	0	0	11	0	0	0	0	0	0	0	0
08:30	0	0	0	0	0	0	0	0	3	11	1	1	0	0	0	16	0	0	0	0	0	0	0	0
08:45	0	0	0	0	0	0	0	0	2	2	4	5	0	0	0	13	0	0	0	0	0	0	0	0
09:00	0	0	0	0	0	0	0	0	0	5	1	2	0	0	0	8	0	0	0	0	0	0	0	0
09:15	0	0	0	0	0	0	0	0	2	3	4	1	0	0	0	10	0	0	0	0	0	0	0	0
09:30	0	0	0	0	0	0	0	0	4	4	2	2	0	0	0	12	0	0	0	0	0	0	0	0
09:45	0	0	0	0	0	0	0	0	3	2	1	4	0	0	0	10	0	0	0	0	0	0	0	0
16:00	0	0	0	0	0	0	0	0	28	6	1	2	0	1	0	38	0	0	0	0	0	0	0	0
16:15	0	0	0	0	0	0	0	0	28	4	4	1	0	0	0	37	0	0	0	0	0	0	0	0
16:30	0	0	0	0	0	0	0	0	33	7	0	2	1	0	0	43	0	0	0	0	0	0	0	0
16:45	0	0	0	0	0	0	0	0	23	6	1	1	0	0	0	31	0	0	0	0	0	0	0	0
17:00	0	0	0	0	0	0	0	0	49	5	0	0	0	0	0	54	0	0	0	0	0	0	0	0
17:15	0	0	0	0	0	0	0	0	37	7	1	0	1	1	0	47	0	0	0	0	0	0	0	0
17:30	0	0	0	0	0	0	0	0	45	3	0	0	0	0	0	48	0	0	0	0	0	0	0	0
17:45	0	0	0	0	0	0	0	0	41	1	1	1	0	0	0	44	0	1	0	0	0	0	0	1
18:00	0	0	0	0	0	0	0	0	28	2	1	1	1	0	0	33	0	0	0	0	0	0	0	0
18:15	0	0	0	0	0	0	0	0	32	1	0	0	0	0	0	33	0	0	0	0	0	0	0	0
18:30	0	0	0	0	0	0	0	0	15	4	1	0	0	0	0	20	0	0	0	0	0	0	0	0
18:45	0	0	0	0	0	0	0	0	16	2	0	0	0	1	0	19	0	0	0	0	0	0	0	0
Start Time	Rolling Hour								Rolling Hour								Rolling Hour							
	Cars	LGV	OGV1	OGV2	Buses	M/C	Cycle	Total	Cars	LGV	OGV1	OGV2	Buses	M/C	Cycle	Total	Cars	LGV	OGV1	OGV2	Buses	M/C	Cycle	Total
07:00	0	0	0	0	0	0	0	0	26	5	6	13	5	0	0	55	0	0	0	0	0	0	0	0
07:15	0	0	0	0	0	0	0	0	24	8	7	10	2	0	0	51	0	0	0	0	0	0	0	0
07:30	0	0	0	0	0	0	0	0	21	7	7	11	2	0	0	48	0	0	0	0	0	0	0	0
07:45	0	0	0	0	0	0	0	0	15	18	6	11	2	0	0	52	0	0	0	0	0	0	0	0
08:00	0	0	0	0	0	0	0	0	9	17	10	10	0	0	0	46	0	0	0	0	0	0	0	0
08:15	0	0	0	0	0	0	0	0	8	19	9	12	0	0	0	48	0	0	0	0	0	0	0	0
08:30	0	0	0	0	0	0	0	0	7	21	10	9	0	0	0	47	0	0	0	0	0	0	0	0
08:45	0	0	0	0	0	0	0	0	8	14	11	10	0	0	0	43	0	0	0	0	0	0	0	0
09:00	0	0	0	0	0	0	0	0	9	14	8	9	0	0	0	40	0	0	0	0	0	0	0	0
16:00	0	0	0	0	0	0	0	0	112	23	6	6	1	1	0	149	0	0	0	0	0	0	0	0
16:15	0	0	0	0	0	0	0	0	133	22	5	4	1	0	0	165	0	0	0	0	0	0	0	0
16:30	0	0	0	0	0	0	0	0	142	25	2	3	2	1	0	175	0	0	0	0	0	0	0	0
16:45	0	0	0	0	0	0	0	0	154	21	2	1	1	1	0	180	0	0	0	0	0	0	0	0
17:00	0	0	0	0	0	0	0	0	172	16	2	1	1	1	0	193	0	1	0	0	0	0	0	1
17:15	0	0	0	0	0	0	0	0	151	13	3	2	2	1	0	172	0	1	0	0	0	0	0	1
17:30	0	0	0	0	0	0	0	0	146	7	2	2	1	0	0	158	0	1	0	0	0	0	0	1
17:45	0	0	0	0	0	0	0	0	116	8	3	2	1	0	0	130	0	1	0	0	0	0	0	1
18:00	0	0	0	0	0	0	0	0	91	9	2	1	1	1	0	105	0	0	0	0	0	0	0	0

Intelligent Data Collection Limited



Client: Mott McDonald
 Project Number: ID06180
 Junction Number: Site 12

Date of Survey: 02.02.2022
 Junction Name: A1309 Milton Road / Cowley Road
 Junction Type: T-Junction

Arm A: A1309 Milton Road (N)
 Arm B: Cowley Road (E)

Arm C: A1309 Milton Road (S)

Time	B3 to B								B3 to A								B3 to C							
	Cars	LGV	OGV1	OGV2	Buses	M/C	Cycle	Total	Cars	LGV	OGV1	OGV2	Buses	M/C	Cycle	Total	Cars	LGV	OGV1	OGV2	Buses	M/C	Cycle	Total
07:00	0	0	0	0	0	0	0	0	0	0	0	0	0	0	0	0	2	0	0	0	0	0	0	2
07:15	0	0	0	0	0	0	0	0	0	0	0	0	0	0	0	0	3	0	0	0	0	0	0	3
07:30	0	0	0	0	0	0	0	0	0	0	0	0	0	0	0	0	1	0	2	0	0	0	0	3
07:45	0	0	0	0	0	0	0	0	0	0	0	0	0	0	0	0	3	3	2	0	0	0	0	8
08:00	0	0	0	0	0	0	0	0	0	0	0	0	0	0	0	0	3	0	1	0	0	0	0	4
08:15	0	0	0	0	0	0	0	0	0	0	0	0	0	0	0	0	3	1	2	0	0	0	0	6
08:30	0	0	0	0	0	0	0	0	0	0	0	0	0	0	0	0	6	3	1	0	0	0	0	10
08:45	0	0	0	0	0	0	0	0	0	0	0	0	0	0	0	0	4	1	2	0	0	0	0	7
09:00	0	0	0	0	0	0	0	0	0	0	0	0	0	0	0	0	3	2	2	1	0	0	0	8
09:15	0	0	0	0	0	0	0	0	0	0	0	0	0	0	0	0	3	0	0	0	0	0	0	3
09:30	0	0	0	0	0	0	0	0	0	0	0	0	0	0	0	0	3	3	3	0	0	0	0	9
09:45	0	0	0	0	0	0	0	0	0	0	0	0	0	0	0	0	4	1	0	0	0	0	0	5
16:00	0	0	0	0	0	0	0	0	0	0	0	0	0	0	0	0	3	1	0	0	0	0	0	4
16:15	0	0	0	0	0	0	0	0	0	0	0	0	0	0	0	0	3	1	0	0	0	0	0	4
16:30	0	0	0	0	0	0	0	0	0	0	0	0	0	0	0	0	3	0	0	0	0	0	0	3
16:45	0	0	0	0	0	0	0	0	0	0	0	0	0	0	0	0	9	0	0	0	0	0	0	9
17:00	0	0	0	0	0	0	0	0	0	0	0	0	0	0	0	0	11	0	1	0	0	0	0	12
17:15	0	0	0	0	0	0	0	0	0	0	0	0	0	0	0	0	10	0	0	0	0	1	1	12
17:30	0	0	0	0	0	0	0	0	0	0	0	0	0	0	0	0	12	0	0	0	0	0	1	13
17:45	0	0	0	0	0	0	0	0	0	0	0	0	0	0	0	0	9	1	0	0	0	1	0	11
18:00	0	0	0	0	0	0	0	0	0	0	0	0	0	0	0	0	13	0	0	0	0	0	0	13
18:15	0	0	0	0	0	0	0	0	0	0	0	0	0	0	0	0	12	0	0	0	0	0	0	12
18:30	0	0	0	0	0	0	0	0	0	0	0	0	0	0	0	0	5	0	0	0	0	0	1	6
18:45	0	0	0	0	0	0	0	0	0	0	0	0	0	0	0	0	2	0	0	0	0	0	0	2
Start Time	Rolling Hour							Total	Rolling Hour							Total	Rolling Hour							Total
07:00	0	0	0	0	0	0	0	0	0	0	0	0	0	0	0	0	9	3	4	0	0	0	0	16
07:15	0	0	0	0	0	0	0	0	0	0	0	0	0	0	0	0	10	3	5	0	0	0	0	18
07:30	0	0	0	0	0	0	0	0	0	0	0	0	0	0	0	0	10	4	7	0	0	0	0	21
07:45	0	0	0	0	0	0	0	0	0	0	0	0	0	0	0	0	15	7	6	0	0	0	0	28
08:00	0	0	0	0	0	0	0	0	0	0	0	0	0	0	0	0	16	5	6	0	0	0	0	27
08:15	0	0	0	0	0	0	0	0	0	0	0	0	0	0	0	0	16	7	7	1	0	0	0	31
08:30	0	0	0	0	0	0	0	0	0	0	0	0	0	0	0	0	16	6	5	1	0	0	0	28
08:45	0	0	0	0	0	0	0	0	0	0	0	0	0	0	0	0	13	6	7	1	0	0	0	27
09:00	0	0	0	0	0	0	0	0	0	0	0	0	0	0	0	0	13	6	5	1	0	0	0	25
16:00	0	0	0	0	0	0	0	0	0	0	0	0	0	0	0	0	18	2	0	0	0	0	0	20
16:15	0	0	0	0	0	0	0	0	0	0	0	0	0	0	0	0	26	1	1	0	0	0	0	28
16:30	0	0	0	0	0	0	0	0	0	0	0	0	0	0	0	0	33	0	1	0	0	1	1	36
16:45	0	0	0	0	0	0	0	0	0	0	0	0	0	0	0	0	42	0	1	0	0	1	2	46
17:00	0	0	0	0	0	0	0	0	0	0	0	0	0	0	0	0	42	1	1	0	0	2	2	48
17:15	0	0	0	0	0	0	0	0	0	0	0	0	0	0	0	0	44	1	0	0	0	2	2	49
17:30	0	0	0	0	0	0	0	0	0	0	0	0	0	0	0	0	46	1	0	0	0	1	1	49
17:45	0	0	0	0	0	0	0	0	0	0	0	0	0	0	0	0	39	1	0	0	0	1	1	42
18:00	0	0	0	0	0	0	0	0	0	0	0	0	0	0	0	0	32	0	0	0	0	0	1	33

Intelligent Data Collection Limited



Client: Mott McDonald
 Project Number: ID06180
 Junction Number: Site 12

Date of Survey: 02.02.2022
 Junction Name: A1309 Milton Road / Cowley Road
 Junction Type: T-Junction

Arm A: A1309 Milton Road (N)
 Arm B: Cowley Road (E)

Arm C: A1309 Milton Road (S)

Time	C1 to C								C1 to B								C1 to A							
	Cars	LGV	OGV1	OGV2	Buses	M/C	Cycle	Total	Cars	LGV	OGV1	OGV2	Buses	M/C	Cycle	Total	Cars	LGV	OGV1	OGV2	Buses	M/C	Cycle	Total
07:00	0	0	0	0	0	0	0	0	8	2	0	0	0	0	0	10	0	0	0	0	0	0	0	0
07:15	0	0	0	0	0	0	0	0	9	3	1	0	1	0	0	14	0	0	0	0	0	0	0	0
07:30	0	0	0	0	0	0	0	0	11	2	2	0	1	0	0	16	0	0	0	0	0	0	0	0
07:45	0	0	0	0	0	0	0	0	11	3	1	0	0	0	1	16	0	0	0	0	0	0	0	0
08:00	0	0	0	0	0	0	0	0	12	3	2	0	1	0	0	18	0	0	0	0	0	0	0	0
08:15	0	0	0	0	0	0	0	0	17	6	0	1	1	0	1	26	0	0	0	0	0	0	0	0
08:30	0	0	0	0	0	0	0	0	18	2	2	0	1	0	0	23	0	0	0	0	0	0	0	0
08:45	0	0	0	0	0	0	0	0	27	3	4	1	0	1	0	36	0	0	0	0	0	0	0	0
09:00	0	0	0	0	0	0	0	0	21	5	2	0	0	0	1	29	0	0	0	0	0	0	0	0
09:15	0	0	0	0	0	0	0	0	16	6	2	0	3	0	0	27	0	0	0	0	0	0	0	0
09:30	0	0	0	0	0	0	0	0	22	6	2	0	1	0	0	31	0	0	0	0	0	0	0	0
09:45	0	0	0	0	0	0	0	0	17	7	3	0	0	0	0	27	0	0	0	0	0	0	0	0
16:00	0	0	0	0	0	0	0	0	5	4	1	0	1	0	0	11	0	0	0	0	0	0	0	0
16:15	0	0	0	0	0	0	0	0	11	2	1	0	4	0	0	18	0	0	0	0	0	0	0	0
16:30	0	0	0	0	0	0	0	0	10	1	1	0	0	0	0	12	0	0	0	0	0	0	0	0
16:45	0	0	0	0	0	0	0	0	14	3	0	2	1	1	0	21	0	0	0	0	0	0	0	0
17:00	0	0	0	0	0	0	0	0	14	4	1	0	1	1	0	21	0	0	0	0	0	0	0	0
17:15	0	0	0	0	0	0	0	0	8	2	0	0	1	0	0	11	0	0	0	0	0	0	0	0
17:30	0	0	0	0	0	0	0	0	6	0	0	0	0	0	0	6	0	0	0	0	0	0	0	0
17:45	0	0	0	0	0	0	0	0	11	0	1	0	1	0	0	13	0	0	0	0	0	0	0	0
18:00	0	0	0	0	0	0	0	0	11	1	0	0	1	0	0	13	0	0	0	0	0	0	0	0
18:15	0	0	0	0	0	0	0	0	11	0	0	0	0	0	1	12	0	0	0	0	0	0	0	0
18:30	0	0	0	0	0	0	0	0	6	2	0	0	2	0	0	10	0	0	0	0	0	0	0	0
18:45	0	0	0	0	0	0	0	0	2	1	0	0	1	0	0	4	0	0	0	0	0	0	0	0
Start Time	Rolling Hour								Rolling Hour								Rolling Hour							
	Cars	LGV	OGV1	OGV2	Buses	M/C	Cycle	Total	Cars	LGV	OGV1	OGV2	Buses	M/C	Cycle	Total	Cars	LGV	OGV1	OGV2	Buses	M/C	Cycle	Total
07:00	0	0	0	0	0	0	0	0	39	10	4	0	2	0	1	56	0	0	0	0	0	0	0	0
07:15	0	0	0	0	0	0	0	0	43	11	6	0	3	0	1	64	0	0	0	0	0	0	0	0
07:30	0	0	0	0	0	0	0	0	51	14	5	1	3	0	2	76	0	0	0	0	0	0	0	0
07:45	0	0	0	0	0	0	0	0	58	14	5	1	3	0	2	83	0	0	0	0	0	0	0	0
08:00	0	0	0	0	0	0	0	0	74	14	8	2	3	1	1	103	0	0	0	0	0	0	0	0
08:15	0	0	0	0	0	0	0	0	83	16	8	2	2	1	2	114	0	0	0	0	0	0	0	0
08:30	0	0	0	0	0	0	0	0	82	16	10	1	4	1	1	115	0	0	0	0	0	0	0	0
08:45	0	0	0	0	0	0	0	0	86	20	10	1	4	1	1	123	0	0	0	0	0	0	0	0
09:00	0	0	0	0	0	0	0	0	76	24	9	0	4	0	1	114	0	0	0	0	0	0	0	0
16:00	0	0	0	0	0	0	0	0	40	10	3	2	6	1	0	62	0	0	0	0	0	0	0	0
16:15	0	0	0	0	0	0	0	0	49	10	3	2	6	2	0	72	0	0	0	0	0	0	0	0
16:30	0	0	0	0	0	0	0	0	46	10	2	2	3	2	0	65	0	0	0	0	0	0	0	0
16:45	0	0	0	0	0	0	0	0	42	9	1	2	3	2	0	59	0	0	0	0	0	0	0	0
17:00	0	0	0	0	0	0	0	0	39	6	2	0	3	1	0	51	0	0	0	0	0	0	0	0
17:15	0	0	0	0	0	0	0	0	36	3	1	0	3	0	0	43	0	0	0	0	0	0	0	0
17:30	0	0	0	0	0	0	0	0	39	1	1	0	2	0	1	44	0	0	0	0	0	0	0	0
17:45	0	0	0	0	0	0	0	0	39	3	1	0	4	0	1	48	0	0	0	0	0	0	0	0
18:00	0	0	0	0	0	0	0	0	30	4	0	0	4	0	1	39	0	0	0	0	0	0	0	0

Intelligent Data Collection Limited



Client: Mott McDonald
 Project Number: ID06180
 Junction Number: Site 12

Date of Survey: 02.02.2022
 Junction Name: A1309 Milton Road / Cowley Road
 Junction Type: T-Junction

Arm A: A1309 Milton Road (N)
 Arm B: Cowley Road (E)

Arm C: A1309 Milton Road (S)

Time	C2 to C							C2 to B							C2 to A									
	Cars	LGV	OGV1	OGV2	Buses	M/C	Cycle	Total	Cars	LGV	OGV1	OGV2	Buses	M/C	Cycle	Total	Cars	LGV	OGV1	OGV2	Buses	M/C	Cycle	Total
07:00	0	0	0	0	0	0	0	0	0	0	0	0	0	0	0	0	32	13	0	0	0	0	0	45
07:15	0	0	0	0	0	0	0	0	0	0	0	0	0	0	0	0	42	10	0	0	0	0	0	52
07:30	0	0	0	0	0	0	0	0	0	0	0	0	0	0	0	0	40	25	2	1	1	2	0	71
07:45	0	0	0	0	0	0	0	0	0	0	0	0	0	0	0	0	46	18	3	1	0	1	0	69
08:00	0	0	0	0	0	0	0	0	0	0	0	0	0	0	0	0	62	14	2	0	0	0	0	78
08:15	0	0	0	0	0	0	0	0	0	0	0	0	0	0	0	0	60	11	2	0	4	0	0	77
08:30	0	0	0	0	0	0	0	0	0	0	0	0	0	0	0	0	62	3	2	0	4	2	0	73
08:45	0	0	0	0	0	0	0	0	0	0	0	0	0	0	0	0	65	15	0	1	0	1	0	82
09:00	0	0	0	0	0	0	0	0	0	0	0	0	0	0	0	0	59	13	0	1	0	0	0	73
09:15	0	0	0	0	0	0	0	0	0	0	0	0	0	0	0	0	52	16	0	0	0	0	0	68
09:30	0	0	0	0	0	0	0	0	0	0	0	0	0	0	0	0	53	13	3	0	0	0	0	69
09:45	0	0	0	0	0	0	0	0	0	0	0	0	0	0	0	0	65	18	1	0	1	0	0	85
16:00	0	0	0	0	0	0	0	0	0	0	0	0	0	0	0	0	114	14	2	0	1	4	0	135
16:15	0	0	0	0	0	0	0	0	0	0	0	0	0	0	0	0	93	25	0	0	2	6	0	126
16:30	0	0	0	0	0	0	0	0	0	0	0	0	0	0	0	0	98	15	0	0	1	4	0	118
16:45	0	0	0	0	0	0	0	0	0	0	0	0	0	0	0	0	110	21	0	0	0	2	0	133
17:00	0	0	0	0	0	0	0	0	0	0	0	0	0	0	0	0	131	8	0	0	1	3	0	143
17:15	0	0	0	0	0	0	0	0	0	0	0	0	0	0	0	0	98	10	0	0	0	0	0	108
17:30	0	0	0	0	0	0	0	0	0	0	0	0	0	0	0	0	130	7	0	0	1	0	0	138
17:45	0	0	0	0	0	0	0	0	0	0	0	0	0	0	0	0	85	3	1	0	0	3	0	92
18:00	0	0	0	0	0	0	0	0	0	0	0	0	0	0	0	0	107	4	1	0	1	3	0	116
18:15	0	0	0	0	0	0	0	0	0	0	0	0	0	0	0	0	90	6	0	0	0	1	0	97
18:30	0	0	0	0	0	0	0	0	0	0	0	0	0	0	0	0	63	3	0	0	1	2	0	69
18:45	0	0	0	0	0	0	0	0	0	0	0	0	0	0	0	0	51	2	0	0	0	0	0	53
Start Time	Rolling Hour							Total	Rolling Hour							Total	Rolling Hour							Total
07:00	0	0	0	0	0	0	0	0	0	0	0	0	0	0	0	0	160	66	5	2	1	3	0	237
07:15	0	0	0	0	0	0	0	0	0	0	0	0	0	0	0	0	190	67	7	2	1	3	0	270
07:30	0	0	0	0	0	0	0	0	0	0	0	0	0	0	0	0	208	68	9	2	5	3	0	295
07:45	0	0	0	0	0	0	0	0	0	0	0	0	0	0	0	0	230	46	9	1	8	3	0	297
08:00	0	0	0	0	0	0	0	0	0	0	0	0	0	0	0	0	249	43	6	1	8	3	0	310
08:15	0	0	0	0	0	0	0	0	0	0	0	0	0	0	0	0	246	42	4	2	8	3	0	305
08:30	0	0	0	0	0	0	0	0	0	0	0	0	0	0	0	0	238	47	2	2	4	3	0	296
08:45	0	0	0	0	0	0	0	0	0	0	0	0	0	0	0	0	229	57	3	2	0	1	0	292
09:00	0	0	0	0	0	0	0	0	0	0	0	0	0	0	0	0	229	60	4	1	1	0	0	295
16:00	0	0	0	0	0	0	0	0	0	0	0	0	0	0	0	0	415	75	2	0	4	16	0	512
16:15	0	0	0	0	0	0	0	0	0	0	0	0	0	0	0	0	432	69	0	0	4	15	0	520
16:30	0	0	0	0	0	0	0	0	0	0	0	0	0	0	0	0	437	54	0	0	2	9	0	502
16:45	0	0	0	0	0	0	0	0	0	0	0	0	0	0	0	0	469	46	0	0	2	5	0	522
17:00	0	0	0	0	0	0	0	0	0	0	0	0	0	0	0	0	444	28	1	0	2	6	0	481
17:15	0	0	0	0	0	0	0	0	0	0	0	0	0	0	0	0	420	24	2	0	2	6	0	454
17:30	0	0	0	0	0	0	0	0	0	0	0	0	0	0	0	0	412	20	2	0	2	7	0	443
17:45	0	0	0	0	0	0	0	0	0	0	0	0	0	0	0	0	345	16	2	0	2	9	0	374
18:00	0	0	0	0	0	0	0	0	0	0	0	0	0	0	0	0	311	15	1	0	2	6	0	335

Intelligent Data Collection Limited



Client: Mott McDonald
 Project Number: ID06180
 Junction Number: Site 12

Date of Survey: 02.02.2022
 Junction Name: A1309 Milton Road / Cowley Road
 Junction Type: T-Junction

Arm A: A1309 Milton Road (N)
 Arm B: Cowley Road (E)

Arm C: A1309 Milton Road (S)

Time	C3 to C							C3 to B							C3 to A									
	Cars	LGV	OGV1	OGV2	Buses	M/C	Cycle	Total	Cars	LGV	OGV1	OGV2	Buses	M/C	Cycle	Total	Cars	LGV	OGV1	OGV2	Buses	M/C	Cycle	Total
07:00	0	0	0	0	0	0	0	0	0	0	0	0	0	0	0	0	27	9	1	1	0	0	2	40
07:15	0	0	0	0	0	0	0	0	0	0	0	0	0	0	0	0	43	17	2	1	1	0	0	64
07:30	0	0	0	0	0	0	0	0	0	0	0	0	0	0	0	0	55	15	1	1	1	2	0	75
07:45	0	0	0	0	0	0	0	0	0	0	0	0	0	0	0	0	57	13	2	1	1	0	0	74
08:00	0	0	0	0	0	0	0	0	0	0	0	0	0	0	0	0	54	26	2	0	2	0	0	84
08:15	0	0	0	0	0	0	0	0	0	0	0	0	0	0	0	0	71	20	0	0	1	1	0	93
08:30	0	0	0	0	0	0	0	0	0	0	0	0	0	0	0	0	69	13	0	2	1	0	1	86
08:45	0	0	0	0	0	0	0	0	0	0	0	0	0	0	0	0	71	13	2	1	1	0	0	88
09:00	0	0	0	0	0	0	0	0	0	0	0	0	0	0	0	0	51	17	2	3	1	1	0	75
09:15	0	0	0	0	0	0	0	0	0	0	0	0	0	1	1	1	47	16	1	0	2	0	0	66
09:30	0	0	0	0	0	0	0	0	0	0	0	0	0	0	0	0	47	21	6	1	2	4	0	81
09:45	0	0	0	0	0	0	0	0	0	0	0	0	0	0	0	0	44	19	2	1	1	0	0	67
16:00	0	0	0	0	0	0	0	0	0	0	0	0	0	0	0	0	152	31	1	1	2	0	0	187
16:15	0	0	0	0	0	0	0	0	0	0	0	0	0	0	0	0	136	18	0	1	1	1	0	157
16:30	0	0	0	0	0	0	0	0	0	0	0	0	0	0	0	0	153	19	1	0	1	2	0	176
16:45	0	0	0	0	0	0	0	0	0	0	0	0	0	0	0	0	143	27	1	0	3	3	0	177
17:00	0	0	0	0	0	0	0	0	0	0	0	0	0	0	0	0	147	8	0	0	1	1	0	157
17:15	0	0	0	0	0	0	0	0	0	0	0	0	0	0	0	0	154	14	0	0	2	2	0	172
17:30	0	0	0	0	0	0	0	0	0	0	0	0	0	0	0	0	143	15	0	0	1	2	0	161
17:45	0	0	0	0	0	0	0	0	0	0	0	0	0	0	0	0	103	8	0	0	1	0	0	112
18:00	0	0	0	0	0	0	0	0	0	0	0	0	0	0	0	0	119	4	0	0	1	2	0	126
18:15	0	0	0	0	0	0	0	0	0	0	0	0	0	0	0	0	106	11	0	0	2	2	0	121
18:30	0	0	0	0	0	0	0	0	0	0	0	0	0	0	0	0	75	3	0	0	2	1	0	81
18:45	0	0	0	0	0	0	0	0	0	0	0	0	0	0	0	0	70	5	0	0	1	0	0	76
Start Time	Rolling Hour							Total	Rolling Hour							Total	Rolling Hour							Total
07:00	0	0	0	0	0	0	0	0	0	0	0	0	0	0	0	0	182	54	6	4	3	2	2	253
07:15	0	0	0	0	0	0	0	0	0	0	0	0	0	0	0	0	209	71	7	3	5	2	0	297
07:30	0	0	0	0	0	0	0	0	0	0	0	0	0	0	0	0	237	74	5	2	5	3	0	326
07:45	0	0	0	0	0	0	0	0	0	0	0	0	0	0	0	0	251	72	4	3	5	1	1	337
08:00	0	0	0	0	0	0	0	0	0	0	0	0	0	0	0	0	265	72	4	3	5	1	1	351
08:15	0	0	0	0	0	0	0	0	0	0	0	0	0	0	0	0	262	63	4	6	4	2	1	342
08:30	0	0	0	0	0	0	0	0	0	0	0	0	0	1	1	1	238	59	5	6	5	1	1	315
08:45	0	0	0	0	0	0	0	0	0	0	0	0	0	1	1	1	216	67	11	5	6	5	0	310
09:00	0	0	0	0	0	0	0	0	0	0	0	0	0	1	1	1	189	73	11	5	6	5	0	289
16:00	0	0	0	0	0	0	0	0	0	0	0	0	0	0	0	0	584	95	3	2	7	6	0	697
16:15	0	0	0	0	0	0	0	0	0	0	0	0	0	0	0	0	579	72	2	1	6	7	0	667
16:30	0	0	0	0	0	0	0	0	0	0	0	0	0	0	0	0	597	68	2	0	7	8	0	682
16:45	0	0	0	0	0	0	0	0	0	0	0	0	0	0	0	0	587	64	1	0	7	8	0	667
17:00	0	0	0	0	0	0	0	0	0	0	0	0	0	0	0	0	547	45	0	0	5	5	0	602
17:15	0	0	0	0	0	0	0	0	0	0	0	0	0	0	0	0	519	41	0	0	5	6	0	571
17:30	0	0	0	0	0	0	0	0	0	0	0	0	0	0	0	0	471	38	0	0	5	6	0	520
17:45	0	0	0	0	0	0	0	0	0	0	0	0	0	0	0	0	403	26	0	0	6	5	0	440
18:00	0	0	0	0	0	0	0	0	0	0	0	0	0	0	0	0	370	23	0	0	6	5	0	404

Intelligent Data Collection Limited



Client: Mott McDonald **Date of Survey:** 02.02.2022
Project Number: ID06180 **Junction Name:** A1309 Milton Road / Cowley Road
Junction Number: Site 12 **Junction Type:** T-Junction

Time	Arm A Approach								Arm A Exit									
	Cars	LGV	OGV1	OGV2	Buses	M/C	Cycle	Total	Cars	LGV	OGV1	OGV2	Buses	M/C	Cycle	Total		
07:00	176	76	5	6	2	4	0	269	64	24	2	4	4	0	2	100		
07:15	202	66	9	2	1	1	0	281	99	29	5	4	1	0	0	138		
07:30	260	74	5	5	4	2	0	350	107	42	5	4	2	4	0	164		
07:45	315	80	14	5	3	5	0	422	118	37	8	8	3	1	0	175		
08:00	285	67	2	2	3	2	0	361	128	50	6	1	2	0	0	187		
08:15	370	58	12	3	3	5	0	451	139	32	5	4	5	1	0	186		
08:30	406	42	8	3	3	2	0	464	142	30	5	3	5	2	1	188		
08:45	421	49	8	5	3	3	0	489	142	34	8	7	1	1	0	193		
09:00	336	58	7	6	3	1	0	411	116	41	3	6	1	1	0	168		
09:15	283	45	11	8	1	2	0	350	107	41	6	1	2	0	0	157		
09:30	188	49	5	5	2	2	0	251	108	43	13	3	2	4	0	173		
09:45	163	34	3	8	2	1	0	211	118	41	6	6	2	0	0	173		
16:00	135	24	3	6	3	3	0	174	326	54	5	3	3	5	0	396		
16:15	160	30	1	1	1	2	0	195	279	55	4	2	3	8	0	351		
16:30	140	28	3	8	1	2	0	182	310	46	1	3	3	6	0	369		
16:45	146	29	1	2	1	4	0	183	301	59	2	1	3	5	0	371		
17:00	170	15	0	1	2	1	0	189	365	24	0	0	2	4	0	395		
17:15	156	24	3	5	1	2	0	191	310	36	1	0	3	3	0	353		
17:30	138	19	0	4	2	1	0	164	350	32	0	1	2	2	0	387		
17:45	170	16	0	5	3	2	1	197	260	16	2	1	1	3	0	283		
18:00	171	12	3	3	3	1	0	193	272	14	2	1	3	5	0	297		
18:15	130	13	0	7	1	1	0	152	258	18	0	0	2	3	0	281		
18:30	124	7	0	5	1	4	3	144	166	10	1	0	3	4	0	184		
18:45	90	8	0	0	5	3	0	106	158	10	0	0	1	1	0	170		
Start Time	Rolling Hour								Total	Rolling Hour								Total
07:00	953	296	33	18	10	12	0	1322	388	132	20	20	10	5	2	577		
07:15	1062	287	30	14	11	10	0	1414	452	158	24	17	8	5	0	664		
07:30	1230	279	33	15	13	14	0	1584	492	161	24	17	12	6	0	712		
07:45	1376	247	36	13	12	14	0	1698	527	149	24	16	15	4	1	736		
08:00	1482	216	30	13	12	12	0	1765	551	146	24	15	13	4	1	754		
08:15	1533	207	35	17	12	11	0	1815	539	137	21	20	12	5	1	735		
08:30	1446	194	34	22	10	8	0	1714	507	146	22	17	9	4	1	706		
08:45	1228	201	31	24	9	8	0	1501	473	159	30	17	6	6	0	691		
09:00	970	186	26	27	8	6	0	1223	449	166	28	16	7	5	0	671		
16:00	581	111	8	17	6	11	0	734	1216	214	12	9	12	24	0	1487		
16:15	616	102	5	12	5	9	0	749	1255	184	7	6	11	23	0	1486		
16:30	612	96	7	16	5	9	0	745	1286	165	4	4	11	18	0	1488		
16:45	610	87	4	12	6	8	0	727	1326	151	3	2	10	14	0	1506		
17:00	634	74	3	15	8	6	1	741	1285	108	3	2	8	12	0	1418		
17:15	635	71	6	17	9	6	1	745	1192	98	5	3	9	13	0	1320		
17:30	609	60	3	19	9	5	1	706	1140	80	4	3	8	13	0	1248		
17:45	595	48	3	20	8	8	4	686	956	58	5	2	9	15	0	1045		
18:00	515	40	3	15	10	9	3	595	854	52	3	1	9	13	0	932		

Intelligent Data Collection Limited



Client: Mott McDonald **Date of Survey:** 02.02.2022
Project Number: ID06180 **Junction Name:** A1309 Milton Road / Cowley Road
Junction Number: Site 12 **Junction Type:** T-Junction

Time	Arm B Approach								Arm B Exit									
	Cars	LGV	OGV1	OGV2	Buses	M/C	Cycle	Total	Cars	LGV	OGV1	OGV2	Buses	M/C	Cycle	Total		
07:00	7	2	1	3	4	0	0	17	45	22	1	1	0	0	0	69		
07:15	17	2	3	3	0	0	0	25	57	17	5	1	1	0	0	81		
07:30	13	2	4	2	0	0	0	21	58	14	5	4	2	1	0	84		
07:45	18	9	5	6	2	0	0	40	77	16	7	2	1	0	1	104		
08:00	15	10	3	1	0	0	0	29	71	18	3	1	1	1	0	95		
08:15	11	2	5	4	0	0	0	22	87	18	5	3	1	0	1	115		
08:30	17	17	4	1	0	0	0	39	96	10	5	3	2	0	0	116		
08:45	10	7	8	5	0	0	0	30	120	17	9	3	2	1	0	152		
09:00	9	13	3	3	0	0	0	28	90	13	3	5	0	0	1	112		
09:15	11	9	5	1	0	0	0	26	80	14	7	6	3	0	1	111		
09:30	11	12	7	2	0	0	0	32	67	14	4	3	2	0	0	90		
09:45	13	5	3	5	0	0	0	26	37	13	4	5	0	0	0	59		
16:00	63	10	2	2	0	1	0	78	21	6	3	5	1	0	0	36		
16:15	53	13	4	1	0	1	0	72	33	8	1	1	4	0	0	47		
16:30	62	12	0	3	1	0	0	78	25	5	4	7	0	0	0	41		
16:45	57	11	1	1	0	0	0	70	22	7	0	4	1	1	0	35		
17:00	98	8	1	0	0	0	0	107	27	8	1	1	1	1	0	39		
17:15	68	12	1	0	1	2	1	85	22	10	2	4	1	0	0	39		
17:30	89	10	0	1	0	0	1	101	16	4	0	4	0	0	0	24		
17:45	81	7	1	1	0	1	0	91	22	2	1	4	2	0	0	31		
18:00	59	6	1	1	1	0	0	68	29	4	1	3	2	0	0	39		
18:15	74	1	0	0	0	0	0	75	18	1	0	5	1	0	1	26		
18:30	33	4	1	0	0	1	1	40	13	3	0	4	2	2	0	24		
18:45	39	3	0	0	0	1	0	43	12	3	0	0	5	1	0	21		
Start Time	Rolling Hour								Total	Rolling Hour								Total
07:00	55	15	13	14	6	0	0	103	237	69	18	8	4	1	1	338		
07:15	63	23	15	12	2	0	0	115	263	65	20	8	5	2	1	364		
07:30	57	23	17	13	2	0	0	112	293	66	20	10	5	2	2	398		
07:45	61	38	17	12	2	0	0	130	331	62	20	9	5	1	2	430		
08:00	53	36	20	11	0	0	0	120	374	63	22	10	6	2	1	478		
08:15	47	39	20	13	0	0	0	119	393	58	22	14	5	1	2	495		
08:30	47	46	20	10	0	0	0	123	386	54	24	17	7	1	2	491		
08:45	41	41	23	11	0	0	0	116	357	58	23	17	7	1	2	465		
09:00	44	39	18	11	0	0	0	112	274	54	18	19	5	0	2	372		
16:00	235	46	7	7	1	2	0	298	101	26	8	17	6	1	0	159		
16:15	270	44	6	5	1	1	0	327	107	28	6	13	6	2	0	162		
16:30	285	43	3	4	2	2	1	340	96	30	7	16	3	2	0	154		
16:45	312	41	3	2	1	2	2	363	87	29	3	13	3	2	0	137		
17:00	336	37	3	2	1	3	2	384	87	24	4	13	4	1	0	133		
17:15	297	35	3	3	2	3	2	345	89	20	4	15	5	0	0	133		
17:30	303	24	2	3	1	1	1	335	85	11	2	16	5	0	1	120		
17:45	247	18	3	2	1	2	1	274	82	10	2	16	7	2	1	120		
18:00	205	14	2	1	1	2	1	226	72	11	1	12	10	3	1	110		

Intelligent Data Collection Limited



Client: Mott McDonald **Date of Survey:** 02.02.2022
Project Number: ID06180 **Junction Name:** A1309 Milton Road / Cowley Road
Junction Number: Site 12 **Junction Type:** T-Junction

Time	Arm C Approach								Arm C Exit									
	Cars	LGV	OGV1	OGV2	Buses	M/C	Cycle	Total	Cars	LGV	OGV1	OGV2	Buses	M/C	Cycle	Total		
07:00	67	24	1	1	0	0	2	95	141	56	4	5	2	4	0	212		
07:15	94	30	3	1	2	0	0	130	157	52	5	1	1	1	0	217		
07:30	106	42	5	2	3	4	0	162	214	62	4	1	3	1	0	285		
07:45	114	34	6	2	1	1	1	159	252	70	10	3	2	5	0	342		
08:00	128	43	6	0	3	0	0	180	229	52	2	1	3	1	0	288		
08:15	148	37	2	1	6	1	1	196	303	47	9	1	3	5	0	368		
08:30	149	18	4	2	6	2	1	182	334	37	6	0	2	2	0	381		
08:45	163	31	6	3	1	2	0	206	332	36	5	3	1	3	0	380		
09:00	131	35	4	4	1	1	1	177	270	52	8	2	3	1	0	336		
09:15	115	38	3	0	5	0	1	162	222	37	6	2	1	2	0	270		
09:30	122	40	11	1	3	4	0	181	146	44	6	2	1	2	0	201		
09:45	126	44	6	1	2	0	0	179	147	29	2	3	2	1	0	184		
16:00	271	49	4	1	4	4	0	333	122	23	1	1	3	3	0	153		
16:15	240	45	1	1	7	7	0	301	141	25	1	0	1	2	0	170		
16:30	261	35	2	0	2	6	0	306	128	24	0	1	1	2	0	156		
16:45	267	51	1	2	4	6	0	331	147	25	1	0	1	4	0	178		
17:00	292	20	1	0	3	5	0	321	168	11	1	0	2	1	0	183		
17:15	260	26	0	0	3	2	0	291	152	16	1	1	1	3	1	175		
17:30	279	22	0	0	2	2	0	305	140	15	0	0	2	1	1	159		
17:45	199	11	2	0	2	3	0	217	168	16	0	1	2	3	1	191		
18:00	237	9	1	0	3	5	0	255	166	9	2	0	2	1	0	180		
18:15	207	17	0	0	2	3	1	230	135	12	0	2	0	1	0	150		
18:30	144	8	0	0	5	3	0	160	122	6	0	1	1	2	4	136		
18:45	123	8	0	0	2	0	0	133	82	6	0	0	1	2	0	91		
Start Time	Rolling Hour								Total	Rolling Hour								Total
07:00	381	130	15	6	6	5	3	546	764	240	23	10	8	11	0	1056		
07:15	442	149	20	5	9	5	1	631	852	236	21	6	9	8	0	1132		
07:30	496	156	19	5	13	6	2	697	998	231	25	6	11	12	0	1283		
07:45	539	132	18	5	16	4	3	717	1118	206	27	5	10	13	0	1379		
08:00	588	129	18	6	16	5	2	764	1198	172	22	5	9	11	0	1417		
08:15	591	121	16	10	14	6	3	761	1239	172	28	6	9	11	0	1465		
08:30	558	122	17	9	13	5	3	727	1158	162	25	7	7	8	0	1367		
08:45	531	144	24	8	10	7	2	726	970	169	25	9	6	8	0	1187		
09:00	494	157	24	6	11	5	2	699	785	162	22	9	7	6	0	991		
16:00	1039	180	8	4	17	23	0	1271	538	97	3	2	6	11	0	657		
16:15	1060	151	5	3	16	24	0	1259	584	85	3	1	5	9	0	687		
16:30	1080	132	4	2	12	19	0	1249	595	76	3	2	5	10	1	692		
16:45	1098	119	2	2	12	15	0	1248	607	67	3	1	6	9	2	695		
17:00	1030	79	3	0	10	12	0	1134	628	58	2	2	7	8	3	708		
17:15	975	68	3	0	10	12	0	1068	626	56	3	2	7	8	3	705		
17:30	922	59	3	0	9	13	1	1007	609	52	2	3	6	6	2	680		
17:45	787	45	3	0	12	14	1	862	591	43	2	4	5	7	5	657		
18:00	711	42	1	0	12	11	1	778	505	33	2	3	4	6	4	557		

Intelligent Data Collection Limited



Client: Mott McDonald **Date of Survey:** 02.02.2022
Project Number: ID06180 **Junction Name:** A1309 Milton Road / Cowley Road
Junction Number: Site 12 **Junction Type:** T-Junction

Total Junction Flow								
Time	Cars	LGV	OGV1	OGV2	Buses	M/C	Cycle	Total
07:00	250	102	7	10	6	4	2	381
07:15	313	98	15	6	3	1	0	436
07:30	379	118	14	9	7	6	0	533
07:45	447	123	25	13	6	6	1	621
08:00	428	120	11	3	6	2	0	570
08:15	529	97	19	8	9	6	1	669
08:30	572	77	16	6	9	4	1	685
08:45	594	87	22	13	4	5	0	725
09:00	476	106	14	13	4	2	1	616
09:15	409	92	19	9	6	2	1	538
09:30	321	101	23	8	5	6	0	464
09:45	302	83	12	14	4	1	0	416
16:00	469	83	9	9	7	8	0	585
16:15	453	88	6	3	8	10	0	568
16:30	463	75	5	11	4	8	0	566
16:45	470	91	3	5	5	10	0	584
17:00	560	43	2	1	5	6	0	617
17:15	484	62	4	5	5	6	1	567
17:30	506	51	0	5	4	3	1	570
17:45	450	34	3	6	5	6	1	505
18:00	467	27	5	4	7	6	0	516
18:15	411	31	0	7	3	4	1	457
18:30	301	19	1	5	6	8	4	344
18:45	252	19	0	0	7	4	0	282
Start Time	Rolling Hour							Total
07:00	1389	441	61	38	22	17	3	1971
07:15	1567	459	65	31	22	15	1	2160
07:30	1783	458	69	33	28	20	2	2393
07:45	1976	417	71	30	30	18	3	2545
08:00	2123	381	68	30	28	17	2	2649
08:15	2171	367	71	40	26	17	3	2695
08:30	2051	362	71	41	23	13	3	2564
08:45	1800	386	78	43	19	15	2	2343
09:00	1508	382	68	44	19	11	2	2034
16:00	1855	337	23	28	24	36	0	2303
16:15	1946	297	16	20	22	34	0	2335
16:30	1977	271	14	22	19	30	1	2334
16:45	2020	247	9	16	19	25	2	2338
17:00	2000	190	9	17	19	21	3	2259
17:15	1907	174	12	20	21	21	3	2158
17:30	1834	143	8	22	19	19	3	2048
17:45	1629	111	9	22	21	24	6	1822
18:00	1431	96	6	16	23	22	5	1599

Intelligent Data Collection Limited



Client: Mott McDonald
 Project Number: ID06180
 Junction Number: Site 12

Date of Survey: 02.02.2022
 Junction Name: A1309 Milton Road / Cowley Road
 Junction Type: T-Junction

Arm A: A1309 Milton Road (N)
 Arm B: Cowley Road (E)

Arm C: A1309 Milton Road (S)

PCU Summary																
Time	A1 to A	A1 to C	A1 to B	A2 to A	A2 to C	A2 to B	A3 to A	A3 to C	A3 to B	A4 to A	A4 to C	A4 to B	B1 to B	B1 to A	B1 to C	B2 to B
07:00	0	27	0	0	35	0	0	156	0	0	0	61	0	6	0	0
07:15	0	31	0	0	44	0	0	144	0	0	0	70	0	8	0	0
07:30	0	37	0	0	46	0	0	203	0	0	0	75	0	7	0	0
07:45	0	56	0	0	97	0	0	188	0	0	0	95	0	15	0	0
08:00	0	54	0	0	72	0	0	163	0	0	0	78	0	20	0	0
08:15	0	71	0	0	106	0	0	190	0	0	0	94	0	5	0	0
08:30	0	76	0	0	141	0	0	157	0	0	0	99	0	14	0	0
08:45	0	85	0	0	122	0	0	170	0	0	0	123	0	11	0	0
09:00	0	49	0	0	95	0	0	191	0	0	0	90	0	12	0	0
09:15	0	47	0	0	72	0	0	153	0	0	0	93	0	14	0	0
09:30	0	30	0	0	35	0	0	131	0	0	0	65	0	12	0	0
09:45	0	20	0	0	35	0	0	130	0	0	0	39	0	13	0	0
16:00	0	6	0	0	11	0	0	135	0	0	0	33	0	37	0	0
16:15	0	3	0	0	20	0	0	143	0	0	0	30	0	30	0	0
16:30	0	3	0	0	15	0	0	136	0	0	0	40	0	33	0	0
16:45	0	11	0	0	24	0	0	133	0	0	0	17	0	30	0	0
17:00	0	9	0	0	26	0	0	137	0	0	0	19	0	41	0	0
17:15	0	3	0	0	19	0	0	143	0	0	0	34	0	26	0	0
17:30	0	4	0	0	19	0	0	124	0	0	0	23	0	41	0	0
17:45	0	7	0	0	27	0	0	146	0	0	0	24	0	35	0	0
18:00	0	5	0	0	23	0	0	141	0	0	0	31	0	22	0	0
18:15	0	3	0	0	9	0	0	128	0	0	0	22	0	30	0	0
18:30	0	3	0	0	9	0	0	117	0	0	0	18	0	13	0	0
18:45	0	4	0	0	7	0	0	78	0	0	0	20	0	22	0	0
Start Time	Rolling Hour															
07:00	0	152	0	0	222	0	0	691	0	0	0	301	0	36	0	0
07:15	0	178	0	0	258	0	0	698	0	0	0	318	0	50	0	0
07:30	0	218	0	0	320	0	0	744	0	0	0	342	0	47	0	0
07:45	0	257	0	0	415	0	0	698	0	0	0	366	0	54	0	0
08:00	0	286	0	0	441	0	0	680	0	0	0	395	0	50	0	0
08:15	0	281	0	0	464	0	0	708	0	0	0	407	0	42	0	0
08:30	0	258	0	0	430	0	0	671	0	0	0	406	0	51	0	0
08:45	0	211	0	0	324	0	0	645	0	0	0	371	0	49	0	0
09:00	0	146	0	0	237	0	0	605	0	0	0	287	0	51	0	0
16:00	0	23	0	0	70	0	0	548	0	0	0	119	0	130	0	0
16:15	0	26	0	0	85	0	0	550	0	0	0	106	0	135	0	0
16:30	0	26	0	0	84	0	0	549	0	0	0	110	0	130	0	0
16:45	0	27	0	0	88	0	0	537	0	0	0	93	0	138	0	0
17:00	0	23	0	0	91	0	0	550	0	0	0	101	0	143	0	0
17:15	0	19	0	0	88	0	0	555	0	0	0	113	0	124	0	0
17:30	0	19	0	0	78	0	0	540	0	0	0	100	0	128	0	0
17:45	0	18	0	0	68	0	0	532	0	0	0	95	0	100	0	0
18:00	0	15	0	0	48	0	0	464	0	0	0	91	0	87	0	0

Intelligent Data Collection Limited



Client: Mott McDonald
 Project Number: ID06180
 Junction Number: Site 12

Date of Survey: 02.02.2022
 Junction Name: A1309 Milton Road / Cowley Road
 Junction Type: T-Junction

Arm A: A1309 Milton Road (N)
 Arm B: Cowley Road (E)

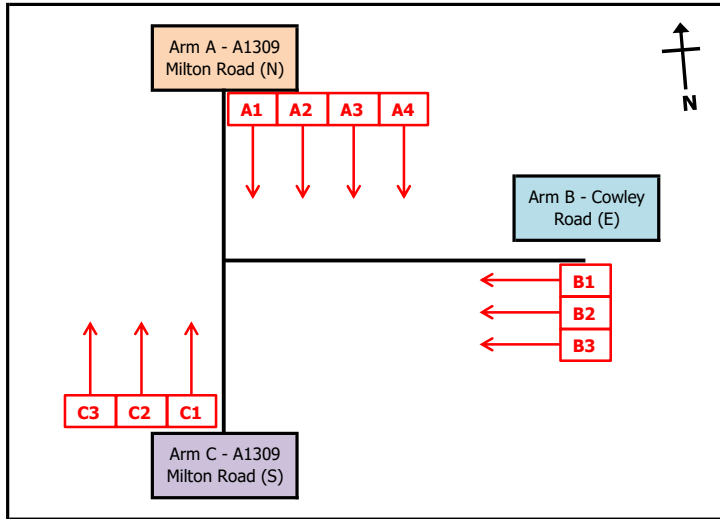
Arm C: A1309 Milton Road (S)

PCU Summary														
Time	B2 to A	B2 to C	B3 to B	B3 to A	B3 to C	C1 to C	C1 to B	C1 to A	C2 to C	C2 to B	C2 to A	C3 to C	C3 to B	C3 to A
07:00	17	0	0	0	2	0	10	0	0	0	45	0	0	40
07:15	19	0	0	0	3	0	16	0	0	0	52	0	0	67
07:30	14	0	0	0	4	0	18	0	0	0	73	0	0	77
07:45	29	0	0	0	9	0	16	0	0	0	71	0	0	77
08:00	7	0	0	0	5	0	20	0	0	0	79	0	0	87
08:15	18	0	0	0	7	0	28	0	0	0	82	0	0	93
08:30	18	0	0	0	11	0	25	0	0	0	77	0	0	89
08:45	22	0	0	0	8	0	39	0	0	0	83	0	0	91
09:00	11	0	0	0	10	0	29	0	0	0	74	0	0	80
09:15	13	0	0	0	3	0	31	0	0	0	68	0	0	69
09:30	16	0	0	0	11	0	33	0	0	0	71	0	0	85
09:45	16	0	0	0	5	0	29	0	0	0	87	0	0	70
16:00	41	0	0	0	4	0	13	0	0	0	135	0	0	191
16:15	40	0	0	0	4	0	23	0	0	0	124	0	0	159
16:30	47	0	0	0	3	0	13	0	0	0	117	0	0	176
16:45	33	0	0	0	9	0	24	0	0	0	132	0	0	179
17:00	54	0	0	0	13	0	22	0	0	0	142	0	0	157
17:15	48	0	0	0	11	0	12	0	0	0	108	0	0	173
17:30	48	0	0	0	12	0	6	0	0	0	139	0	0	161
17:45	46	1	0	0	10	0	15	0	0	0	91	0	0	113
18:00	36	0	0	0	13	0	14	0	0	0	116	0	0	126
18:15	33	0	0	0	12	0	11	0	0	0	96	0	0	122
18:30	21	0	0	0	5	0	12	0	0	0	69	0	0	82
18:45	18	0	0	0	2	0	5	0	0	0	53	0	0	77
Start Time	Rolling Hour													
07:00	80	0	0	0	18	0	59	0	0	0	241	0	0	261
07:15	70	0	0	0	21	0	69	0	0	0	275	0	0	308
07:30	68	0	0	0	25	0	81	0	0	0	305	0	0	334
07:45	71	0	0	0	31	0	88	0	0	0	309	0	0	347
08:00	64	0	0	0	30	0	111	0	0	0	321	0	0	361
08:15	68	0	0	0	36	0	120	0	0	0	316	0	0	354
08:30	64	0	0	0	32	0	124	0	0	0	302	0	0	329
08:45	62	0	0	0	32	0	132	0	0	0	296	0	0	325
09:00	56	0	0	0	29	0	122	0	0	0	299	0	0	304
16:00	160	0	0	0	20	0	72	0	0	0	507	0	0	705
16:15	174	0	0	0	29	0	81	0	0	0	515	0	0	671
16:30	181	0	0	0	35	0	70	0	0	0	499	0	0	685
16:45	183	0	0	0	44	0	64	0	0	0	521	0	0	670
17:00	196	1	0	0	46	0	54	0	0	0	480	0	0	604
17:15	178	1	0	0	46	0	47	0	0	0	453	0	0	572
17:30	163	1	0	0	48	0	46	0	0	0	442	0	0	521
17:45	135	1	0	0	41	0	52	0	0	0	372	0	0	443
18:00	108	0	0	0	32	0	42	0	0	0	334	0	0	407

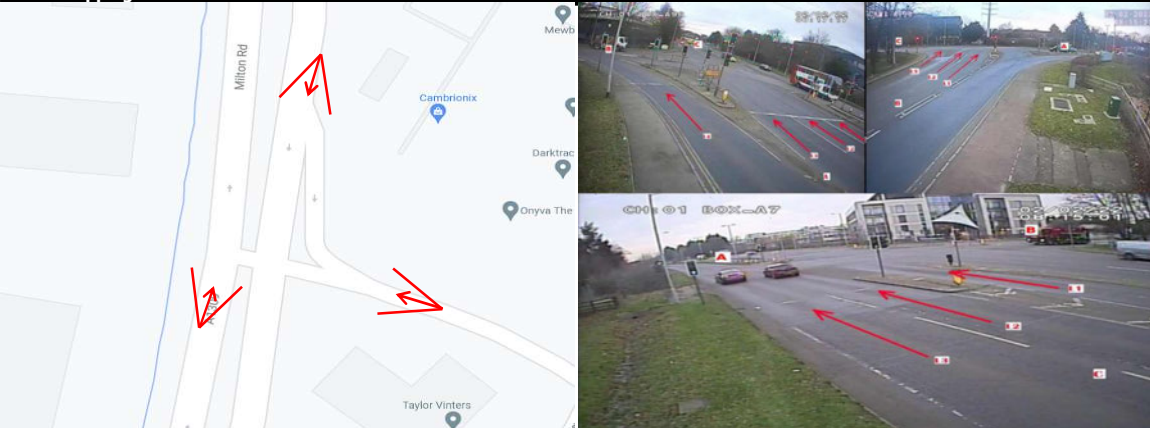
Client: Mott McDonald **Date of Survey:** 03.02.2022
Project Number: ID06180 **Junction Name:** A1309 Milton Road / Cowley Road
Junction Number: Site 12 **Junction Type:** T-Junction

X Coordinate	Y Coordinate	Google Maps Link
52.232796	0.150635	Click Here
AM Peak Conditions	PM Peak Conditions	
Clear	Clear	

Junction Layout

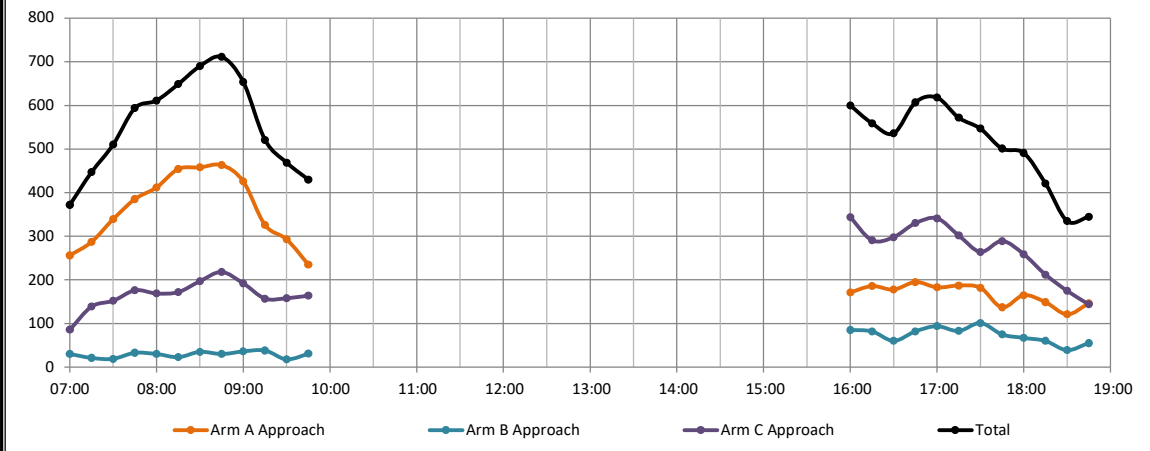


Aerial Mapping and On-site Camera View



Junction Flow Profile

Arm Approach Flows (All Vehicles)



Additional Notes (Factors which may impact on survey results such as accidents, roadworks, special events):

Intelligent Data Collection Limited



Client: Mott McDonald
 Project Number: ID06180
 Junction Number: Site 12

Date of Survey: 03.02.2022
 Junction Name: A1309 Milton Road / Cowley Road
 Junction Type: T-Junction

Arm A: A1309 Milton Road (N)
 Arm B: Cowley Road (E)

Arm C: A1309 Milton Road (S)

Time	A1 to A								A1 to C								A1 to B							
	Cars	LGV	OGV1	OGV2	Buses	M/C	Cycle	Total	Cars	LGV	OGV1	OGV2	Buses	M/C	Cycle	Total	Cars	LGV	OGV1	OGV2	Buses	M/C	Cycle	Total
07:00	0	0	0	0	0	0	0	0	34	5	0	0	0	0	0	39	0	0	0	0	0	0	0	0
07:15	0	0	0	0	0	0	0	0	31	4	0	1	0	0	0	36	0	0	0	0	0	0	0	0
07:30	0	0	0	0	0	0	0	0	27	6	0	0	0	0	0	33	0	0	0	0	0	0	0	0
07:45	0	0	0	0	0	0	0	0	55	1	0	0	0	1	0	57	0	0	0	0	0	0	0	0
08:00	0	0	0	0	0	0	0	0	57	8	2	1	0	0	0	68	0	0	0	0	0	0	0	0
08:15	0	0	0	0	0	0	0	0	72	4	0	0	1	1	0	78	0	0	0	0	0	0	0	0
08:30	0	0	0	0	0	0	0	0	83	6	0	0	0	0	0	89	0	0	0	0	0	0	0	0
08:45	0	0	0	0	0	0	0	0	85	3	3	0	0	3	0	94	0	0	0	0	0	0	0	0
09:00	0	0	0	0	0	0	0	0	55	2	0	0	0	0	0	57	0	0	0	0	0	0	0	0
09:15	0	0	0	0	0	0	0	0	37	2	0	0	0	1	0	40	0	0	0	0	0	0	0	0
09:30	0	0	0	0	0	0	0	0	29	4	0	0	0	0	0	33	0	0	0	0	0	0	0	0
09:45	0	0	0	0	0	0	0	0	20	3	1	0	0	0	0	24	0	0	0	0	0	0	0	0
16:00	0	0	0	0	0	0	0	0	4	1	0	0	0	0	0	5	0	0	0	0	0	0	0	0
16:15	0	0	0	0	0	0	0	0	4	2	0	0	0	0	0	6	0	0	0	0	0	0	0	0
16:30	0	0	0	0	0	0	0	0	4	0	0	0	1	0	0	5	0	0	0	0	0	0	0	0
16:45	0	0	0	0	0	0	0	0	7	0	0	0	0	0	0	7	0	0	0	0	0	0	0	0
17:00	0	0	0	0	0	0	0	0	3	0	0	0	0	0	0	3	0	0	0	0	0	0	0	0
17:15	0	0	0	0	0	0	0	0	3	1	0	0	0	0	0	4	0	0	0	0	0	0	0	0
17:30	0	0	0	0	0	0	0	0	4	0	0	0	0	0	0	4	0	0	0	0	0	0	0	0
17:45	0	0	0	0	0	0	0	0	3	0	0	0	0	0	0	3	0	0	0	0	0	0	0	0
18:00	0	0	0	0	0	0	0	0	4	1	0	0	1	0	0	6	0	0	0	0	0	0	0	0
18:15	0	0	0	0	0	0	0	0	2	0	0	0	0	0	0	2	0	0	0	0	0	0	0	0
18:30	0	0	0	0	0	0	0	0	5	0	0	0	0	0	0	5	0	0	0	0	0	0	0	0
18:45	0	0	0	0	0	0	0	0	1	0	0	0	0	0	0	1	0	0	0	0	0	0	0	0
Start Time	Rolling Hour								Rolling Hour								Rolling Hour							
	Cars	LGV	OGV1	OGV2	Buses	M/C	Cycle	Total	Cars	LGV	OGV1	OGV2	Buses	M/C	Cycle	Total	Cars	LGV	OGV1	OGV2	Buses	M/C	Cycle	Total
07:00	0	0	0	0	0	0	0	0	147	16	0	1	0	1	0	165	0	0	0	0	0	0	0	0
07:15	0	0	0	0	0	0	0	0	170	19	2	2	0	1	0	194	0	0	0	0	0	0	0	0
07:30	0	0	0	0	0	0	0	0	211	19	2	1	1	2	0	236	0	0	0	0	0	0	0	0
07:45	0	0	0	0	0	0	0	0	267	19	2	1	1	2	0	292	0	0	0	0	0	0	0	0
08:00	0	0	0	0	0	0	0	0	297	21	5	1	1	4	0	329	0	0	0	0	0	0	0	0
08:15	0	0	0	0	0	0	0	0	295	15	3	0	1	4	0	318	0	0	0	0	0	0	0	0
08:30	0	0	0	0	0	0	0	0	260	13	3	0	0	4	0	280	0	0	0	0	0	0	0	0
08:45	0	0	0	0	0	0	0	0	206	11	3	0	0	4	0	224	0	0	0	0	0	0	0	0
09:00	0	0	0	0	0	0	0	0	141	11	1	0	0	1	0	154	0	0	0	0	0	0	0	0
16:00	0	0	0	0	0	0	0	0	19	3	0	0	1	0	0	23	0	0	0	0	0	0	0	0
16:15	0	0	0	0	0	0	0	0	18	2	0	0	1	0	0	21	0	0	0	0	0	0	0	0
16:30	0	0	0	0	0	0	0	0	17	1	0	0	1	0	0	19	0	0	0	0	0	0	0	0
16:45	0	0	0	0	0	0	0	0	17	1	0	0	0	0	0	18	0	0	0	0	0	0	0	0
17:00	0	0	0	0	0	0	0	0	13	1	0	0	0	0	0	14	0	0	0	0	0	0	0	0
17:15	0	0	0	0	0	0	0	0	14	2	0	0	1	0	0	17	0	0	0	0	0	0	0	0
17:30	0	0	0	0	0	0	0	0	13	1	0	0	1	0	0	15	0	0	0	0	0	0	0	0
17:45	0	0	0	0	0	0	0	0	14	1	0	0	1	0	0	16	0	0	0	0	0	0	0	0
18:00	0	0	0	0	0	0	0	0	12	1	0	0	1	0	0	14	0	0	0	0	0	0	0	0

Intelligent Data Collection Limited



Client: Mott McDonald
 Project Number: ID06180
 Junction Number: Site 12

Date of Survey: 03.02.2022
 Junction Name: A1309 Milton Road / Cowley Road
 Junction Type: T-Junction

Arm A: A1309 Milton Road (N)
 Arm B: Cowley Road (E)

Arm C: A1309 Milton Road (S)

Time	A2 to A								A2 to C								A2 to B							
	Cars	LGV	OGV1	OGV2	Buses	M/C	Cycle	Total	Cars	LGV	OGV1	OGV2	Buses	M/C	Cycle	Total	Cars	LGV	OGV1	OGV2	Buses	M/C	Cycle	Total
07:00	0	0	0	0	0	0	0	0	26	5	1	0	1	0	0	33	0	0	0	0	0	0	0	0
07:15	0	0	0	0	0	0	0	0	29	7	2	0	1	0	1	40	0	0	0	0	0	0	0	0
07:30	0	0	0	0	0	0	0	0	45	7	1	0	1	2	0	56	0	0	0	0	0	0	0	0
07:45	0	0	0	0	0	0	0	0	61	9	0	0	1	2	0	73	0	0	0	0	0	0	0	0
08:00	0	0	0	0	0	0	0	0	75	7	0	0	2	0	0	84	0	0	0	0	0	0	0	0
08:15	0	0	0	0	0	0	0	0	98	5	0	0	1	2	0	106	0	0	0	0	0	0	0	0
08:30	0	0	0	0	0	0	0	0	119	3	1	1	1	0	0	125	0	0	0	0	0	0	0	0
08:45	0	0	0	0	0	0	0	0	98	2	2	0	1	2	0	105	0	0	0	0	0	0	0	0
09:00	0	0	0	0	0	0	0	0	92	7	1	0	1	1	0	102	0	0	0	0	0	0	0	0
09:15	0	0	0	0	0	0	0	0	53	3	0	0	1	0	0	57	0	0	0	0	0	0	0	0
09:30	0	0	0	0	0	0	0	0	37	3	0	1	1	0	0	42	0	0	0	0	0	0	0	0
09:45	0	0	0	0	0	0	0	0	24	5	0	1	1	1	0	32	0	0	0	0	0	0	0	0
16:00	0	0	0	0	0	0	0	0	9	2	0	0	1	0	0	12	0	0	0	0	0	0	0	0
16:15	0	0	0	0	0	0	0	0	10	2	0	0	1	0	0	13	0	0	0	0	0	0	0	0
16:30	0	0	0	0	0	0	0	0	11	2	0	0	0	0	0	13	0	0	0	0	0	0	0	0
16:45	0	0	0	0	0	0	0	0	13	5	0	0	1	0	0	19	0	0	0	0	0	0	0	0
17:00	0	0	0	0	0	0	0	0	17	2	0	0	1	3	0	23	0	0	0	0	0	0	0	0
17:15	0	0	0	0	0	0	0	0	17	1	0	0	1	0	0	19	0	0	0	0	0	0	0	0
17:30	0	0	0	0	0	0	0	0	12	1	0	0	1	1	0	15	0	0	0	0	0	0	0	0
17:45	0	0	0	0	0	0	0	0	13	0	0	0	1	1	0	15	0	0	0	0	0	0	0	0
18:00	0	0	0	0	0	0	0	0	8	1	0	0	0	0	0	9	0	0	0	0	0	0	0	0
18:15	0	0	0	0	0	0	0	0	12	0	0	0	1	0	0	13	0	0	0	0	0	0	0	0
18:30	0	0	0	0	0	0	0	0	5	2	0	0	1	0	0	8	0	0	0	0	0	0	0	0
18:45	0	0	0	0	0	0	0	0	10	0	0	0	0	1	0	11	0	0	0	0	0	0	0	0
Start Time	Rolling Hour								Rolling Hour								Rolling Hour							
	Cars	LGV	OGV1	OGV2	Buses	M/C	Cycle	Total	Cars	LGV	OGV1	OGV2	Buses	M/C	Cycle	Total	Cars	LGV	OGV1	OGV2	Buses	M/C	Cycle	Total
07:00	0	0	0	0	0	0	0	0	161	28	4	0	4	4	1	202	0	0	0	0	0	0	0	0
07:15	0	0	0	0	0	0	0	0	210	30	3	0	5	4	1	253	0	0	0	0	0	0	0	0
07:30	0	0	0	0	0	0	0	0	279	28	1	0	5	6	0	319	0	0	0	0	0	0	0	0
07:45	0	0	0	0	0	0	0	0	353	24	1	1	5	4	0	388	0	0	0	0	0	0	0	0
08:00	0	0	0	0	0	0	0	0	390	17	3	1	5	4	0	420	0	0	0	0	0	0	0	0
08:15	0	0	0	0	0	0	0	0	407	17	4	1	4	5	0	438	0	0	0	0	0	0	0	0
08:30	0	0	0	0	0	0	0	0	362	15	4	1	4	3	0	389	0	0	0	0	0	0	0	0
08:45	0	0	0	0	0	0	0	0	280	15	3	1	4	3	0	306	0	0	0	0	0	0	0	0
09:00	0	0	0	0	0	0	0	0	206	18	1	2	4	2	0	233	0	0	0	0	0	0	0	0
16:00	0	0	0	0	0	0	0	0	43	11	0	0	3	0	0	57	0	0	0	0	0	0	0	0
16:15	0	0	0	0	0	0	0	0	51	11	0	0	3	3	0	68	0	0	0	0	0	0	0	0
16:30	0	0	0	0	0	0	0	0	58	10	0	0	3	3	0	74	0	0	0	0	0	0	0	0
16:45	0	0	0	0	0	0	0	0	59	9	0	0	4	4	0	76	0	0	0	0	0	0	0	0
17:00	0	0	0	0	0	0	0	0	59	4	0	0	4	5	0	72	0	0	0	0	0	0	0	0
17:15	0	0	0	0	0	0	0	0	50	3	0	0	3	2	0	58	0	0	0	0	0	0	0	0
17:30	0	0	0	0	0	0	0	0	45	2	0	0	3	2	0	52	0	0	0	0	0	0	0	0
17:45	0	0	0	0	0	0	0	0	38	3	0	0	3	1	0	45	0	0	0	0	0	0	0	0
18:00	0	0	0	0	0	0	0	0	35	3	0	0	2	1	0	41	0	0	0	0	0	0	0	0

Intelligent Data Collection Limited



Client: Mott McDonald
 Project Number: ID06180
 Junction Number: Site 12

Date of Survey: 03.02.2022
 Junction Name: A1309 Milton Road / Cowley Road
 Junction Type: T-Junction

Arm A: A1309 Milton Road (N)
 Arm B: Cowley Road (E)

Arm C: A1309 Milton Road (S)

Time	A3 to A								A3 to C								A3 to B							
	Cars	LGV	OGV1	OGV2	Buses	M/C	Cycle	Total	Cars	LGV	OGV1	OGV2	Buses	M/C	Cycle	Total	Cars	LGV	OGV1	OGV2	Buses	M/C	Cycle	Total
07:00	0	0	0	0	0	0	0	0	72	41	3	1	2	1	0	120	0	0	0	0	0	0	0	0
07:15	0	0	0	0	0	0	0	0	96	37	2	1	0	0	0	136	0	0	0	0	0	0	0	0
07:30	0	0	0	0	0	0	0	0	129	45	2	0	2	0	0	178	0	0	0	0	0	0	0	0
07:45	0	0	0	0	0	0	0	0	120	41	0	3	0	0	0	164	0	0	0	0	0	0	0	0
08:00	0	0	0	0	0	0	0	0	126	44	2	2	1	2	0	177	0	0	0	0	0	0	0	0
08:15	0	0	0	0	0	0	0	0	137	47	1	1	1	1	0	188	0	0	0	0	0	0	0	0
08:30	0	0	0	0	0	0	0	0	123	24	2	1	1	1	0	152	0	0	0	0	0	0	0	0
08:45	0	0	0	0	0	0	0	0	136	26	5	0	0	1	0	168	0	0	0	0	0	0	0	0
09:00	0	0	0	0	0	0	0	0	137	22	9	1	0	1	0	170	0	0	0	0	0	0	0	0
09:15	0	0	0	0	0	0	0	0	109	27	6	2	0	1	0	145	0	0	0	0	0	0	0	0
09:30	0	0	0	0	0	0	0	0	117	32	10	1	0	3	0	163	0	0	0	0	0	0	0	0
09:45	0	0	0	0	0	0	0	0	104	23	1	1	0	2	1	132	0	0	0	0	0	0	0	0
16:00	0	0	0	0	0	0	0	0	102	23	1	0	3	1	0	130	0	0	0	0	0	0	0	0
16:15	0	0	0	0	0	0	0	0	108	23	2	0	0	1	0	134	0	0	0	0	0	0	0	0
16:30	0	0	0	0	0	0	0	0	109	28	0	0	0	1	0	138	0	0	0	0	0	0	0	0
16:45	0	0	0	0	0	0	0	0	115	29	0	0	0	3	0	147	0	0	0	0	0	0	0	0
17:00	0	0	0	0	0	0	0	0	120	20	1	0	1	0	0	142	0	0	0	0	0	0	0	0
17:15	0	0	0	0	0	0	0	0	107	14	0	0	0	0	0	121	0	0	0	0	0	0	0	0
17:30	0	0	0	0	0	0	0	0	134	13	0	0	1	1	0	149	0	0	0	0	0	0	0	0
17:45	0	0	0	0	0	0	0	0	93	12	0	0	0	3	0	108	0	0	0	0	0	0	0	0
18:00	0	0	0	0	0	0	0	0	119	11	0	0	1	1	0	132	0	0	0	0	0	0	0	0
18:15	0	0	0	0	0	0	0	0	114	10	0	0	0	0	0	124	0	0	0	0	0	0	0	0
18:30	0	0	0	0	0	0	0	0	89	4	0	1	0	0	0	94	0	0	0	0	0	0	0	0
18:45	0	0	0	0	0	0	0	0	102	9	0	1	1	1	0	114	0	0	0	0	0	0	0	0
Start Time	Rolling Hour								Rolling Hour								Rolling Hour							
	Cars	LGV	OGV1	OGV2	Buses	M/C	Cycle	Total	Cars	LGV	OGV1	OGV2	Buses	M/C	Cycle	Total	Cars	LGV	OGV1	OGV2	Buses	M/C	Cycle	Total
07:00	0	0	0	0	0	0	0	0	417	164	7	5	4	1	0	598	0	0	0	0	0	0	0	0
07:15	0	0	0	0	0	0	0	0	471	167	6	6	3	2	0	655	0	0	0	0	0	0	0	0
07:30	0	0	0	0	0	0	0	0	512	177	5	6	4	3	0	707	0	0	0	0	0	0	0	0
07:45	0	0	0	0	0	0	0	0	506	156	5	7	3	4	0	681	0	0	0	0	0	0	0	0
08:00	0	0	0	0	0	0	0	0	522	141	10	4	3	5	0	685	0	0	0	0	0	0	0	0
08:15	0	0	0	0	0	0	0	0	533	119	17	3	2	4	0	678	0	0	0	0	0	0	0	0
08:30	0	0	0	0	0	0	0	0	505	99	22	4	1	4	0	635	0	0	0	0	0	0	0	0
08:45	0	0	0	0	0	0	0	0	499	107	30	4	0	6	0	646	0	0	0	0	0	0	0	0
09:00	0	0	0	0	0	0	0	0	467	104	26	5	0	7	1	610	0	0	0	0	0	0	0	0
16:00	0	0	0	0	0	0	0	0	434	103	3	0	3	6	0	549	0	0	0	0	0	0	0	0
16:15	0	0	0	0	0	0	0	0	452	100	3	0	1	5	0	561	0	0	0	0	0	0	0	0
16:30	0	0	0	0	0	0	0	0	451	91	1	0	1	4	0	548	0	0	0	0	0	0	0	0
16:45	0	0	0	0	0	0	0	0	476	76	1	0	2	4	0	559	0	0	0	0	0	0	0	0
17:00	0	0	0	0	0	0	0	0	454	59	1	0	2	4	0	520	0	0	0	0	0	0	0	0
17:15	0	0	0	0	0	0	0	0	453	50	0	0	2	5	0	510	0	0	0	0	0	0	0	0
17:30	0	0	0	0	0	0	0	0	460	46	0	0	2	5	0	513	0	0	0	0	0	0	0	0
17:45	0	0	0	0	0	0	0	0	415	37	0	1	1	4	0	458	0	0	0	0	0	0	0	0
18:00	0	0	0	0	0	0	0	0	424	34	0	2	2	2	0	464	0	0	0	0	0	0	0	0

Intelligent Data Collection Limited



Client: Mott McDonald
 Project Number: ID06180
 Junction Number: Site 12
 Date of Survey: 03.02.2022
 Junction Name: A1309 Milton Road / Cowley Road
 Junction Type: T-Junction

Arm A: A1309 Milton Road (N)
 Arm B: Cowley Road (E)
 Arm C: A1309 Milton Road (S)

Time	A4 to A								A4 to C								A4 to B							
	Cars	LGV	OGV1	OGV2	Buses	M/C	Cycle	Total	Cars	LGV	OGV1	OGV2	Buses	M/C	Cycle	Total	Cars	LGV	OGV1	OGV2	Buses	M/C	Cycle	Total
07:00	0	0	0	0	0	0	0	0	0	0	0	0	0	0	0	0	45	16	2	1	0	0	0	64
07:15	0	0	0	0	0	0	0	0	0	0	0	0	0	0	0	0	55	18	1	1	0	0	0	75
07:30	0	0	0	0	0	0	0	0	0	0	0	0	0	0	0	0	50	14	3	1	1	3	0	72
07:45	0	0	0	0	0	0	0	0	0	0	0	0	0	0	0	0	71	11	5	4	0	0	0	91
08:00	0	0	0	0	0	0	0	0	0	0	0	0	0	0	0	0	70	8	2	3	0	0	0	83
08:15	0	0	0	0	0	0	0	0	0	0	0	0	0	0	0	0	65	9	2	5	1	0	0	82
08:30	0	0	0	0	0	0	0	0	0	0	0	0	0	0	0	0	72	14	1	4	0	1	0	92
08:45	0	0	0	0	0	0	0	0	0	0	0	0	0	0	0	0	76	11	2	5	2	0	0	96
09:00	0	0	0	0	0	0	0	0	0	0	0	0	0	0	0	0	80	9	2	5	0	1	0	97
09:15	0	0	0	0	0	0	0	0	0	0	0	0	0	0	0	0	70	7	2	5	0	0	0	84
09:30	0	0	0	0	0	0	0	0	0	0	0	0	0	0	0	0	33	10	4	8	0	0	0	55
09:45	0	0	0	0	0	0	0	0	0	0	0	0	0	0	0	0	28	12	3	4	0	0	0	47
16:00	0	0	0	0	0	0	0	0	0	0	0	0	0	0	0	0	15	5	1	3	0	0	0	24
16:15	0	0	0	0	0	0	0	0	0	0	0	0	0	0	0	0	20	8	1	4	0	0	0	33
16:30	0	0	0	0	0	0	0	0	0	0	0	0	0	0	0	0	15	4	0	3	0	0	0	22
16:45	0	0	0	0	0	0	0	0	0	0	0	0	0	0	0	0	15	3	1	3	0	0	0	22
17:00	0	0	0	0	0	0	0	0	0	0	0	0	0	0	0	0	10	3	1	1	0	0	0	15
17:15	0	0	0	0	0	0	0	0	0	0	0	0	0	0	0	0	32	8	0	3	0	0	0	43
17:30	0	0	0	0	0	0	0	0	0	0	0	0	0	0	0	0	9	2	1	2	0	0	0	14
17:45	0	0	0	0	0	0	0	0	0	0	0	0	0	0	0	0	6	3	0	1	1	0	0	11
18:00	0	0	0	0	0	0	0	0	0	0	0	0	0	0	0	0	11	4	1	1	1	0	0	18
18:15	0	0	0	0	0	0	0	0	0	0	0	0	0	0	0	0	6	3	0	1	0	0	0	10
18:30	0	0	0	0	0	0	0	0	0	0	0	0	0	0	0	0	11	1	0	0	1	1	0	14
18:45	0	0	0	0	0	0	0	0	0	0	0	0	0	0	0	0	12	3	0	0	4	1	0	20
Start Time	Rolling Hour								Rolling Hour								Rolling Hour							
	Cars	LGV	OGV1	OGV2	Buses	M/C	Cycle	Total	Cars	LGV	OGV1	OGV2	Buses	M/C	Cycle	Total	Cars	LGV	OGV1	OGV2	Buses	M/C	Cycle	Total
07:00	0	0	0	0	0	0	0	0	0	0	0	0	0	0	0	0	221	59	11	7	1	3	0	302
07:15	0	0	0	0	0	0	0	0	0	0	0	0	0	0	0	0	246	51	11	9	1	3	0	321
07:30	0	0	0	0	0	0	0	0	0	0	0	0	0	0	0	0	256	42	12	13	2	3	0	328
07:45	0	0	0	0	0	0	0	0	0	0	0	0	0	0	0	0	278	42	10	16	1	1	0	348
08:00	0	0	0	0	0	0	0	0	0	0	0	0	0	0	0	0	283	42	7	17	3	1	0	353
08:15	0	0	0	0	0	0	0	0	0	0	0	0	0	0	0	0	293	43	7	19	3	2	0	367
08:30	0	0	0	0	0	0	0	0	0	0	0	0	0	0	0	0	298	41	7	19	2	2	0	369
08:45	0	0	0	0	0	0	0	0	0	0	0	0	0	0	0	0	259	37	10	23	2	1	0	332
09:00	0	0	0	0	0	0	0	0	0	0	0	0	0	0	0	0	211	38	11	22	0	1	0	283
16:00	0	0	0	0	0	0	0	0	0	0	0	0	0	0	0	0	65	20	3	13	0	0	0	101
16:15	0	0	0	0	0	0	0	0	0	0	0	0	0	0	0	0	60	18	3	11	0	0	0	92
16:30	0	0	0	0	0	0	0	0	0	0	0	0	0	0	0	0	72	18	2	10	0	0	0	102
16:45	0	0	0	0	0	0	0	0	0	0	0	0	0	0	0	0	66	16	3	9	0	0	0	94
17:00	0	0	0	0	0	0	0	0	0	0	0	0	0	0	0	0	57	16	2	7	1	0	0	83
17:15	0	0	0	0	0	0	0	0	0	0	0	0	0	0	0	0	58	17	2	7	2	0	0	86
17:30	0	0	0	0	0	0	0	0	0	0	0	0	0	0	0	0	32	12	2	5	2	0	0	53
17:45	0	0	0	0	0	0	0	0	0	0	0	0	0	0	0	0	34	11	1	3	3	1	0	53
18:00	0	0	0	0	0	0	0	0	0	0	0	0	0	0	0	0	40	11	1	2	6	2	0	62

Intelligent Data Collection Limited



Client: Mott McDonald
 Project Number: ID06180
 Junction Number: Site 12

Date of Survey: 03.02.2022
 Junction Name: A1309 Milton Road / Cowley Road
 Junction Type: T-Junction

Arm A: A1309 Milton Road (N)
 Arm B: Cowley Road (E)

Arm C: A1309 Milton Road (S)

Time	B1 to B								B1 to A								B1 to C							
	Cars	LGV	OGV1	OGV2	Buses	M/C	Cycle	Total	Cars	LGV	OGV1	OGV2	Buses	M/C	Cycle	Total	Cars	LGV	OGV1	OGV2	Buses	M/C	Cycle	Total
07:00	0	0	0	0	0	0	0	0	5	4	1	1	1	0	0	12	0	1	0	0	0	0	0	1
07:15	0	0	0	0	0	0	0	0	5	4	1	0	0	0	0	10	0	0	0	0	0	0	0	0
07:30	0	0	0	0	0	0	0	0	2	3	1	0	0	0	0	6	0	0	0	0	0	0	0	0
07:45	0	0	0	0	0	0	0	0	8	3	4	0	0	0	0	15	0	0	0	0	0	0	0	0
08:00	0	0	0	0	0	0	0	0	5	4	1	0	0	0	0	10	0	0	0	0	0	0	0	0
08:15	0	0	0	0	0	0	0	0	8	4	1	1	0	0	0	14	0	0	0	0	0	0	0	0
08:30	0	0	0	0	0	0	0	0	7	6	1	0	0	0	0	14	0	0	0	0	0	0	0	0
08:45	0	0	0	0	0	0	0	0	9	6	0	0	0	0	0	15	0	0	0	0	0	0	0	0
09:00	0	0	0	0	0	0	0	0	6	7	1	0	0	0	0	14	0	0	0	0	0	0	0	0
09:15	0	0	0	0	0	0	0	0	8	8	1	2	0	0	0	19	0	0	0	0	0	0	0	0
09:30	0	0	0	0	0	0	0	0	6	2	1	0	0	0	0	9	0	0	0	0	0	0	0	0
09:45	0	0	0	0	0	0	0	0	1	5	1	2	0	0	0	9	0	0	0	0	0	0	0	0
16:00	0	0	0	0	0	0	0	0	25	4	0	0	0	0	0	29	0	0	0	0	0	0	0	0
16:15	0	0	0	0	0	0	0	0	32	6	1	2	0	0	0	41	0	0	0	0	0	0	0	0
16:30	0	0	0	0	0	0	0	0	23	6	0	0	0	1	0	30	0	0	0	0	0	0	0	0
16:45	0	0	0	0	0	0	0	0	27	5	0	0	0	0	0	32	0	0	0	0	0	0	0	0
17:00	0	0	0	0	0	0	0	0	31	2	0	0	0	0	0	33	0	0	0	0	0	0	0	0
17:15	0	0	0	0	0	0	0	0	26	5	0	0	0	0	0	31	0	0	0	0	0	0	0	0
17:30	0	0	0	0	0	0	0	0	32	3	0	0	0	0	0	35	0	0	0	0	0	0	0	0
17:45	0	0	0	0	0	0	0	0	26	3	0	0	0	0	0	29	0	0	0	0	0	0	0	0
18:00	0	0	0	0	0	0	0	0	18	2	0	0	0	0	0	20	0	0	0	0	0	0	0	0
18:15	0	0	0	0	0	0	0	0	22	0	0	0	0	0	0	22	0	0	0	0	0	0	0	0
18:30	0	0	0	0	0	0	0	0	13	1	0	0	0	0	0	14	0	0	0	0	0	0	0	0
18:45	0	0	0	0	0	0	0	0	21	1	0	0	0	0	0	22	0	0	0	0	0	0	0	0
Start Time	Rolling Hour								Rolling Hour								Rolling Hour							
	Cars	LGV	OGV1	OGV2	Buses	M/C	Cycle	Total	Cars	LGV	OGV1	OGV2	Buses	M/C	Cycle	Total	Cars	LGV	OGV1	OGV2	Buses	M/C	Cycle	Total
07:00	0	0	0	0	0	0	0	0	20	14	7	1	1	0	0	43	0	1	0	0	0	0	0	1
07:15	0	0	0	0	0	0	0	0	20	14	7	0	0	0	0	41	0	0	0	0	0	0	0	0
07:30	0	0	0	0	0	0	0	0	23	14	7	1	0	0	0	45	0	0	0	0	0	0	0	0
07:45	0	0	0	0	0	0	0	0	28	17	7	1	0	0	0	53	0	0	0	0	0	0	0	0
08:00	0	0	0	0	0	0	0	0	29	20	3	1	0	0	0	53	0	0	0	0	0	0	0	0
08:15	0	0	0	0	0	0	0	0	30	23	3	1	0	0	0	57	0	0	0	0	0	0	0	0
08:30	0	0	0	0	0	0	0	0	30	27	3	2	0	0	0	62	0	0	0	0	0	0	0	0
08:45	0	0	0	0	0	0	0	0	29	23	3	2	0	0	0	57	0	0	0	0	0	0	0	0
09:00	0	0	0	0	0	0	0	0	21	22	4	4	0	0	0	51	0	0	0	0	0	0	0	0
16:00	0	0	0	0	0	0	0	0	107	21	1	2	0	1	0	132	0	0	0	0	0	0	0	0
16:15	0	0	0	0	0	0	0	0	113	19	1	2	0	1	0	136	0	0	0	0	0	0	0	0
16:30	0	0	0	0	0	0	0	0	107	18	0	0	0	1	0	126	0	0	0	0	0	0	0	0
16:45	0	0	0	0	0	0	0	0	116	15	0	0	0	0	0	131	0	0	0	0	0	0	0	0
17:00	0	0	0	0	0	0	0	0	115	13	0	0	0	0	0	128	0	0	0	0	0	0	0	0
17:15	0	0	0	0	0	0	0	0	102	13	0	0	0	0	0	115	0	0	0	0	0	0	0	0
17:30	0	0	0	0	0	0	0	0	98	8	0	0	0	0	0	106	0	0	0	0	0	0	0	0
17:45	0	0	0	0	0	0	0	0	79	6	0	0	0	0	0	85	0	0	0	0	0	0	0	0
18:00	0	0	0	0	0	0	0	0	74	4	0	0	0	0	0	78	0	0	0	0	0	0	0	0

Intelligent Data Collection Limited



Client: Mott McDonald
 Project Number: ID06180
 Junction Number: Site 12

Date of Survey: 03.02.2022
 Junction Name: A1309 Milton Road / Cowley Road
 Junction Type: T-Junction

Arm A: A1309 Milton Road (N)
 Arm B: Cowley Road (E)

Arm C: A1309 Milton Road (S)

Time	B2 to B								B2 to A								B2 to C							
	Cars	LGV	OGV1	OGV2	Buses	M/C	Cycle	Total	Cars	LGV	OGV1	OGV2	Buses	M/C	Cycle	Total	Cars	LGV	OGV1	OGV2	Buses	M/C	Cycle	Total
07:00	0	0	0	0	0	0	0	0	6	1	1	5	3	0	0	16	0	0	0	0	0	0	0	0
07:15	0	0	0	0	0	0	0	0	3	2	0	2	0	0	0	7	0	0	0	0	0	0	0	0
07:30	0	0	0	0	0	0	0	0	6	0	1	4	0	0	0	11	0	0	0	0	0	0	0	0
07:45	0	0	0	0	0	0	0	0	8	3	1	3	1	0	0	16	0	0	0	0	0	0	0	0
08:00	0	0	0	0	0	0	0	0	5	2	3	1	1	0	0	12	0	0	0	0	0	0	0	0
08:15	0	0	0	0	0	0	0	0	4	1	0	0	0	0	0	5	0	0	0	0	0	0	0	0
08:30	0	0	0	0	0	0	0	0	4	5	0	6	0	0	0	15	0	0	0	0	0	0	0	0
08:45	0	0	0	0	0	0	0	0	3	0	2	6	0	0	0	11	0	0	0	0	0	0	0	0
09:00	0	0	0	0	0	0	0	0	6	1	2	3	0	0	0	12	0	0	0	0	0	0	0	0
09:15	0	0	0	0	0	0	0	0	2	5	4	1	0	0	0	12	0	0	0	0	0	0	0	0
09:30	0	0	0	0	0	0	0	0	1	1	1	5	0	0	0	8	0	0	0	0	0	0	0	0
09:45	0	0	0	0	0	0	0	0	6	8	1	4	0	0	0	19	0	0	0	0	0	0	0	0
16:00	0	0	0	0	0	0	0	0	41	8	0	0	0	0	0	49	0	0	0	0	0	0	0	0
16:15	0	0	0	0	0	0	0	0	24	8	1	1	0	0	0	34	0	0	0	0	0	0	0	0
16:30	0	0	0	0	0	0	0	0	19	5	0	1	1	2	0	28	0	0	0	0	0	0	0	0
16:45	0	0	0	0	0	0	0	0	33	6	0	0	0	0	0	39	0	0	0	0	0	0	0	0
17:00	0	0	0	0	0	0	0	0	47	4	2	0	0	0	0	53	0	0	0	0	0	0	0	0
17:15	0	0	0	0	0	0	0	0	39	6	1	0	0	0	0	46	0	0	0	0	0	0	0	0
17:30	0	0	0	0	0	0	0	0	47	3	0	0	0	0	0	50	0	0	0	0	0	0	0	0
17:45	0	0	0	0	0	0	0	0	34	5	1	0	0	0	0	40	0	0	0	0	0	0	0	0
18:00	0	0	0	0	0	0	0	0	32	3	0	0	1	0	0	36	0	0	0	0	0	0	0	0
18:15	0	0	0	0	0	0	0	0	27	2	1	1	0	0	0	31	0	0	0	0	0	0	0	0
18:30	0	0	0	0	0	0	0	0	18	2	0	0	0	0	0	20	0	0	0	0	0	0	0	0
18:45	0	0	0	0	0	0	0	0	23	3	0	0	0	1	0	27	0	0	0	0	0	0	0	0
Start Time	Rolling Hour								Rolling Hour								Rolling Hour							
	Cars	LGV	OGV1	OGV2	Buses	M/C	Cycle	Total	Cars	LGV	OGV1	OGV2	Buses	M/C	Cycle	Total	Cars	LGV	OGV1	OGV2	Buses	M/C	Cycle	Total
07:00	0	0	0	0	0	0	0	0	23	6	3	14	4	0	0	50	0	0	0	0	0	0	0	0
07:15	0	0	0	0	0	0	0	0	22	7	5	10	2	0	0	46	0	0	0	0	0	0	0	0
07:30	0	0	0	0	0	0	0	0	23	6	5	8	2	0	0	44	0	0	0	0	0	0	0	0
07:45	0	0	0	0	0	0	0	0	21	11	4	10	2	0	0	48	0	0	0	0	0	0	0	0
08:00	0	0	0	0	0	0	0	0	16	8	5	13	1	0	0	43	0	0	0	0	0	0	0	0
08:15	0	0	0	0	0	0	0	0	17	7	4	15	0	0	0	43	0	0	0	0	0	0	0	0
08:30	0	0	0	0	0	0	0	0	15	11	8	16	0	0	0	50	0	0	0	0	0	0	0	0
08:45	0	0	0	0	0	0	0	0	12	7	9	15	0	0	0	43	0	0	0	0	0	0	0	0
09:00	0	0	0	0	0	0	0	0	15	15	8	13	0	0	0	51	0	0	0	0	0	0	0	0
16:00	0	0	0	0	0	0	0	0	117	27	1	2	1	2	0	150	0	0	0	0	0	0	0	0
16:15	0	0	0	0	0	0	0	0	123	23	3	2	1	2	0	154	0	0	0	0	0	0	0	0
16:30	0	0	0	0	0	0	0	0	138	21	3	1	1	2	0	166	0	0	0	0	0	0	0	0
16:45	0	0	0	0	0	0	0	0	166	19	3	0	0	0	0	188	0	0	0	0	0	0	0	0
17:00	0	0	0	0	0	0	0	0	167	18	4	0	0	0	0	189	0	0	0	0	0	0	0	0
17:15	0	0	0	0	0	0	0	0	152	17	2	0	1	0	0	172	0	0	0	0	0	0	0	0
17:30	0	0	0	0	0	0	0	0	140	13	2	1	1	0	0	157	0	0	0	0	0	0	0	0
17:45	0	0	0	0	0	0	0	0	111	12	2	1	1	0	0	127	0	0	0	0	0	0	0	0
18:00	0	0	0	0	0	0	0	0	100	10	1	1	1	1	0	114	0	0	0	0	0	0	0	0

Intelligent Data Collection Limited



Client: Mott McDonald
 Project Number: ID06180
 Junction Number: Site 12

Date of Survey: 03.02.2022
 Junction Name: A1309 Milton Road / Cowley Road
 Junction Type: T-Junction

Arm A: A1309 Milton Road (N)
 Arm B: Cowley Road (E)

Arm C: A1309 Milton Road (S)

Time	B3 to B								B3 to A								B3 to C							
	Cars	LGV	OGV1	OGV2	Buses	M/C	Cycle	Total	Cars	LGV	OGV1	OGV2	Buses	M/C	Cycle	Total	Cars	LGV	OGV1	OGV2	Buses	M/C	Cycle	Total
07:00	0	0	0	0	0	0	0	0	0	0	0	0	0	0	0	0	1	0	0	0	0	0	0	1
07:15	0	0	0	0	0	0	0	0	0	0	0	0	0	0	0	0	2	0	2	0	0	0	0	4
07:30	0	0	0	0	0	0	0	0	0	0	0	0	0	0	0	0	1	0	1	0	0	0	0	2
07:45	0	0	0	0	0	0	0	0	0	0	0	0	0	0	0	0	1	1	0	0	0	0	0	2
08:00	0	0	0	0	0	0	0	0	0	0	0	0	0	0	0	0	5	1	2	0	0	0	0	8
08:15	0	0	0	0	0	0	0	0	0	0	0	0	0	0	0	0	3	0	1	0	0	0	0	4
08:30	0	0	0	0	0	0	0	0	0	0	0	0	0	0	0	0	3	2	1	0	0	0	0	6
08:45	0	0	0	0	0	0	0	0	0	0	0	0	0	0	0	0	1	1	2	0	0	0	0	4
09:00	0	0	0	0	0	0	0	0	0	0	0	0	0	0	0	0	6	1	3	0	0	0	0	10
09:15	0	0	0	0	0	0	0	0	0	0	0	0	0	0	0	0	5	0	2	0	0	0	0	7
09:30	0	0	0	0	0	0	0	0	0	0	0	0	0	0	0	0	1	0	0	0	0	0	0	1
09:45	0	0	0	0	0	0	0	0	0	0	0	0	0	0	0	0	1	1	1	0	0	0	0	3
16:00	0	0	0	0	0	0	0	0	0	0	0	0	0	0	0	0	7	0	0	0	0	0	0	7
16:15	0	0	0	0	0	0	0	0	0	0	0	0	0	0	0	0	6	1	0	0	0	0	0	7
16:30	0	0	0	0	0	0	0	0	0	0	0	0	0	0	0	0	2	0	0	0	0	0	0	2
16:45	0	0	0	0	0	0	0	0	0	0	0	0	0	0	0	0	11	0	0	0	0	0	0	11
17:00	0	0	0	0	0	0	0	0	0	0	0	0	0	0	0	0	7	1	0	0	0	0	0	8
17:15	0	0	0	0	0	0	0	0	0	0	0	0	0	0	0	0	6	0	0	0	0	0	0	6
17:30	0	0	0	0	0	0	0	0	0	0	0	0	0	0	0	0	15	0	0	0	0	0	1	16
17:45	0	0	0	0	0	0	0	0	0	0	0	0	0	0	0	0	6	0	0	0	0	0	0	6
18:00	0	0	0	0	0	0	0	0	0	0	0	0	0	0	0	0	11	0	0	0	0	0	0	11
18:15	0	0	0	0	0	0	0	0	0	0	0	0	0	0	0	0	7	0	0	0	0	0	0	7
18:30	0	0	0	0	0	0	0	0	0	0	0	0	0	0	0	0	4	0	0	0	0	0	1	5
18:45	0	0	0	0	0	0	0	0	0	0	0	0	0	0	0	0	5	0	0	0	0	1	0	6
Start Time	Rolling Hour							Total	Rolling Hour							Total	Rolling Hour							Total
07:00	0	0	0	0	0	0	0	0	0	0	0	0	0	0	0	0	5	1	3	0	0	0	0	9
07:15	0	0	0	0	0	0	0	0	0	0	0	0	0	0	0	0	9	2	5	0	0	0	0	16
07:30	0	0	0	0	0	0	0	0	0	0	0	0	0	0	0	0	10	2	4	0	0	0	0	16
07:45	0	0	0	0	0	0	0	0	0	0	0	0	0	0	0	0	12	4	4	0	0	0	0	20
08:00	0	0	0	0	0	0	0	0	0	0	0	0	0	0	0	0	12	4	6	0	0	0	0	22
08:15	0	0	0	0	0	0	0	0	0	0	0	0	0	0	0	0	13	4	7	0	0	0	0	24
08:30	0	0	0	0	0	0	0	0	0	0	0	0	0	0	0	0	15	4	8	0	0	0	0	27
08:45	0	0	0	0	0	0	0	0	0	0	0	0	0	0	0	0	13	2	7	0	0	0	0	22
09:00	0	0	0	0	0	0	0	0	0	0	0	0	0	0	0	0	13	2	6	0	0	0	0	21
16:00	0	0	0	0	0	0	0	0	0	0	0	0	0	0	0	0	26	1	0	0	0	0	0	27
16:15	0	0	0	0	0	0	0	0	0	0	0	0	0	0	0	0	26	2	0	0	0	0	0	28
16:30	0	0	0	0	0	0	0	0	0	0	0	0	0	0	0	0	26	1	0	0	0	0	0	27
16:45	0	0	0	0	0	0	0	0	0	0	0	0	0	0	0	0	39	1	0	0	0	0	1	41
17:00	0	0	0	0	0	0	0	0	0	0	0	0	0	0	0	0	34	1	0	0	0	0	1	36
17:15	0	0	0	0	0	0	0	0	0	0	0	0	0	0	0	0	38	0	0	0	0	0	1	39
17:30	0	0	0	0	0	0	0	0	0	0	0	0	0	0	0	0	39	0	0	0	0	0	1	40
17:45	0	0	0	0	0	0	0	0	0	0	0	0	0	0	0	0	28	0	0	0	0	0	1	29
18:00	0	0	0	0	0	0	0	0	0	0	0	0	0	0	0	0	27	0	0	0	0	1	1	29

Intelligent Data Collection Limited



Client: Mott McDonald
 Project Number: ID06180
 Junction Number: Site 12

Date of Survey: 03.02.2022
 Junction Name: A1309 Milton Road / Cowley Road
 Junction Type: T-Junction

Arm A: A1309 Milton Road (N)
 Arm B: Cowley Road (E)

Arm C: A1309 Milton Road (S)

Time	C1 to C							C1 to B							C1 to A									
	Cars	LGV	OGV1	OGV2	Buses	M/C	Cycle	Total	Cars	LGV	OGV1	OGV2	Buses	M/C	Cycle	Total	Cars	LGV	OGV1	OGV2	Buses	M/C	Cycle	Total
07:00	0	0	0	0	0	0	0	0	7	1	1	0	0	0	0	9	0	0	0	0	0	0	0	0
07:15	0	0	0	0	0	0	0	0	12	1	1	0	1	0	0	15	0	0	0	0	0	0	0	0
07:30	0	0	0	0	0	0	0	0	14	0	3	0	0	0	0	17	0	0	0	0	0	0	0	0
07:45	0	0	0	0	0	0	0	0	11	4	2	0	1	0	1	19	0	0	0	0	0	0	0	0
08:00	0	0	0	0	0	0	0	0	7	5	1	0	1	0	1	15	0	0	0	0	0	0	0	0
08:15	0	0	0	0	0	0	0	0	12	4	0	0	3	0	1	20	0	0	0	0	0	0	0	0
08:30	0	0	0	0	0	0	0	0	15	3	1	0	0	0	0	19	0	0	0	0	0	0	0	0
08:45	0	0	0	0	0	0	0	0	23	2	3	0	1	0	1	30	0	0	0	0	0	0	0	0
09:00	0	0	0	0	0	0	0	0	25	9	2	1	1	0	0	38	0	0	0	0	0	0	0	0
09:15	0	0	0	0	0	0	0	0	30	4	0	1	2	0	0	37	0	0	0	0	0	0	0	0
09:30	0	0	0	0	0	0	0	0	11	8	2	0	0	0	0	21	0	0	0	0	0	0	0	0
09:45	0	0	0	0	0	0	0	0	5	7	3	1	3	0	0	19	0	0	0	0	0	0	0	0
16:00	0	0	0	0	0	0	0	0	10	3	1	0	1	0	0	15	0	0	0	0	0	0	0	0
16:15	0	0	0	0	0	0	0	0	8	3	0	0	2	1	0	14	0	0	0	0	0	0	0	0
16:30	0	0	0	0	0	0	0	0	13	3	0	0	1	0	0	17	0	0	0	0	0	0	0	0
16:45	0	0	0	0	0	0	0	0	12	5	0	0	1	1	0	19	0	0	0	0	0	0	0	0
17:00	0	0	0	0	0	0	0	0	10	1	0	0	1	0	0	12	0	0	0	0	0	0	0	0
17:15	0	0	0	0	0	0	0	0	13	0	0	0	0	0	0	13	0	0	0	0	0	0	0	0
17:30	0	0	0	0	0	0	0	0	7	3	0	0	1	0	0	11	0	0	0	0	0	0	0	0
17:45	0	0	0	0	0	0	0	0	10	1	0	0	1	0	0	12	0	0	0	0	0	0	0	0
18:00	0	0	0	0	0	0	0	0	7	0	1	0	1	0	0	9	0	0	0	0	0	0	0	0
18:15	0	0	0	0	0	0	0	0	5	0	0	0	1	0	0	6	0	0	0	0	0	0	0	0
18:30	0	0	0	0	0	0	0	0	2	1	0	0	0	1	0	4	0	0	0	0	0	0	0	0
18:45	0	0	0	0	0	0	0	0	5	1	0	0	4	0	0	10	0	0	0	0	0	0	0	0
Start Time	Rolling Hour							Total	Rolling Hour							Total	Rolling Hour							Total
07:00	0	0	0	0	0	0	0	0	44	6	7	0	2	0	1	60	0	0	0	0	0	0	0	0
07:15	0	0	0	0	0	0	0	0	44	10	7	0	3	0	2	66	0	0	0	0	0	0	0	0
07:30	0	0	0	0	0	0	0	0	44	13	6	0	5	0	3	71	0	0	0	0	0	0	0	0
07:45	0	0	0	0	0	0	0	0	45	16	4	0	5	0	3	73	0	0	0	0	0	0	0	0
08:00	0	0	0	0	0	0	0	0	57	14	5	0	5	0	3	84	0	0	0	0	0	0	0	0
08:15	0	0	0	0	0	0	0	0	75	18	6	1	5	0	2	107	0	0	0	0	0	0	0	0
08:30	0	0	0	0	0	0	0	0	93	18	6	2	4	0	1	124	0	0	0	0	0	0	0	0
08:45	0	0	0	0	0	0	0	0	89	23	7	2	4	0	1	126	0	0	0	0	0	0	0	0
09:00	0	0	0	0	0	0	0	0	71	28	7	3	6	0	0	115	0	0	0	0	0	0	0	0
16:00	0	0	0	0	0	0	0	0	43	14	1	0	5	2	0	65	0	0	0	0	0	0	0	0
16:15	0	0	0	0	0	0	0	0	43	12	0	0	5	2	0	62	0	0	0	0	0	0	0	0
16:30	0	0	0	0	0	0	0	0	48	9	0	0	3	1	0	61	0	0	0	0	0	0	0	0
16:45	0	0	0	0	0	0	0	0	42	9	0	0	3	1	0	55	0	0	0	0	0	0	0	0
17:00	0	0	0	0	0	0	0	0	40	5	0	0	3	0	0	48	0	0	0	0	0	0	0	0
17:15	0	0	0	0	0	0	0	0	37	4	1	0	3	0	0	45	0	0	0	0	0	0	0	0
17:30	0	0	0	0	0	0	0	0	29	4	1	0	4	0	0	38	0	0	0	0	0	0	0	0
17:45	0	0	0	0	0	0	0	0	24	2	1	0	3	1	0	31	0	0	0	0	0	0	0	0
18:00	0	0	0	0	0	0	0	0	19	2	1	0	6	1	0	29	0	0	0	0	0	0	0	0

Intelligent Data Collection Limited



Client: Mott McDonald
 Project Number: ID06180
 Junction Number: Site 12

Date of Survey: 03.02.2022
 Junction Name: A1309 Milton Road / Cowley Road
 Junction Type: T-Junction

Arm A: A1309 Milton Road (N)
 Arm B: Cowley Road (E)

Arm C: A1309 Milton Road (S)

Time	C2 to C							C2 to B							C2 to A									
	Cars	LGV	OGV1	OGV2	Buses	M/C	Cycle	Total	Cars	LGV	OGV1	OGV2	Buses	M/C	Cycle	Total	Cars	LGV	OGV1	OGV2	Buses	M/C	Cycle	Total
07:00	0	0	0	0	0	0	0	0	0	0	0	0	0	0	0	0	28	13	0	0	0	0	0	41
07:15	0	0	0	0	0	0	0	0	0	0	0	0	0	0	0	0	41	12	0	0	0	1	0	54
07:30	0	0	0	0	0	0	0	0	0	0	0	0	0	0	0	0	34	17	3	1	0	1	0	56
07:45	0	0	0	0	0	0	0	0	0	0	0	0	0	0	0	0	58	13	2	1	1	0	0	75
08:00	0	0	0	0	0	0	0	0	0	0	0	0	0	0	0	0	61	17	1	0	0	0	0	79
08:15	0	0	0	0	0	0	0	0	0	0	0	0	0	0	0	0	54	6	1	0	5	0	0	66
08:30	0	0	0	0	0	0	0	0	0	0	0	0	0	0	0	0	57	9	1	1	3	0	0	71
08:45	0	0	0	0	0	0	0	0	0	0	0	0	0	0	0	0	69	17	1	0	0	1	0	88
09:00	0	0	0	0	0	0	0	0	0	0	0	0	0	0	0	0	61	13	0	1	0	0	0	75
09:15	0	0	0	0	0	0	0	0	0	0	0	0	0	0	0	0	44	9	1	0	0	0	0	54
09:30	0	0	0	0	0	0	0	0	0	0	0	0	0	0	0	0	46	20	2	0	1	1	0	70
09:45	0	0	0	0	0	0	0	0	0	0	0	0	0	0	0	0	61	15	0	3	0	0	0	79
16:00	0	0	0	0	0	0	0	0	0	0	0	0	0	0	0	0	111	32	2	0	1	2	0	148
16:15	0	0	0	0	0	0	0	0	0	0	0	0	0	0	0	0	94	18	0	1	2	3	0	118
16:30	0	0	0	0	0	0	0	0	0	0	0	0	0	0	0	0	105	17	0	0	0	1	0	123
16:45	0	0	0	0	0	0	0	0	0	0	0	0	0	0	0	0	112	19	0	0	0	2	0	133
17:00	0	0	0	0	0	0	0	0	0	0	0	0	0	0	0	0	129	17	0	0	1	2	0	149
17:15	0	0	0	0	0	0	0	0	0	0	0	0	0	0	0	0	133	6	0	0	0	0	0	139
17:30	0	0	0	0	0	0	0	0	0	0	0	0	0	0	0	0	97	8	0	0	0	1	0	106
17:45	0	0	0	0	0	0	0	0	0	0	0	0	0	0	0	0	113	7	0	0	1	1	0	122
18:00	0	0	0	0	0	0	0	0	0	0	0	0	0	0	0	0	94	10	1	0	0	1	0	106
18:15	0	0	0	0	0	0	0	0	0	0	0	0	0	0	0	0	77	7	0	0	2	0	0	86
18:30	0	0	0	0	0	0	0	0	0	0	0	0	0	0	0	0	70	2	0	0	1	0	0	73
18:45	0	0	0	0	0	0	0	0	0	0	0	0	0	0	0	0	57	4	0	0	0	0	0	61
Start Time	Rolling Hour							Total	Rolling Hour							Total	Rolling Hour							Total
07:00	0	0	0	0	0	0	0	0	0	0	0	0	0	0	0	0	161	55	5	2	1	2	0	226
07:15	0	0	0	0	0	0	0	0	0	0	0	0	0	0	0	0	194	59	6	2	1	2	0	264
07:30	0	0	0	0	0	0	0	0	0	0	0	0	0	0	0	0	207	53	7	2	6	1	0	276
07:45	0	0	0	0	0	0	0	0	0	0	0	0	0	0	0	0	230	45	5	2	9	0	0	291
08:00	0	0	0	0	0	0	0	0	0	0	0	0	0	0	0	0	241	49	4	1	8	1	0	304
08:15	0	0	0	0	0	0	0	0	0	0	0	0	0	0	0	0	241	45	3	2	8	1	0	300
08:30	0	0	0	0	0	0	0	0	0	0	0	0	0	0	0	0	231	48	3	2	3	1	0	288
08:45	0	0	0	0	0	0	0	0	0	0	0	0	0	0	0	0	220	59	4	1	1	2	0	287
09:00	0	0	0	0	0	0	0	0	0	0	0	0	0	0	0	0	212	57	3	4	1	1	0	278
16:00	0	0	0	0	0	0	0	0	0	0	0	0	0	0	0	0	422	86	2	1	3	8	0	522
16:15	0	0	0	0	0	0	0	0	0	0	0	0	0	0	0	0	440	71	0	1	3	8	0	523
16:30	0	0	0	0	0	0	0	0	0	0	0	0	0	0	0	0	479	59	0	0	1	5	0	544
16:45	0	0	0	0	0	0	0	0	0	0	0	0	0	0	0	0	471	50	0	0	1	5	0	527
17:00	0	0	0	0	0	0	0	0	0	0	0	0	0	0	0	0	472	38	0	0	2	4	0	516
17:15	0	0	0	0	0	0	0	0	0	0	0	0	0	0	0	0	437	31	1	0	1	3	0	473
17:30	0	0	0	0	0	0	0	0	0	0	0	0	0	0	0	0	381	32	1	0	3	3	0	420
17:45	0	0	0	0	0	0	0	0	0	0	0	0	0	0	0	0	354	26	1	0	4	2	0	387
18:00	0	0	0	0	0	0	0	0	0	0	0	0	0	0	0	0	298	23	1	0	3	1	0	326

Intelligent Data Collection Limited



Client: Mott McDonald
 Project Number: ID06180
 Junction Number: Site 12

Date of Survey: 03.02.2022
 Junction Name: A1309 Milton Road / Cowley Road
 Junction Type: T-Junction

Arm A: A1309 Milton Road (N)
 Arm B: Cowley Road (E)

Arm C: A1309 Milton Road (S)

Time	C3 to C							C3 to B							C3 to A									
	Cars	LGV	OGV1	OGV2	Buses	M/C	Cycle	Total	Cars	LGV	OGV1	OGV2	Buses	M/C	Cycle	Total	Cars	LGV	OGV1	OGV2	Buses	M/C	Cycle	Total
07:00	0	0	0	0	0	0	0	0	0	0	0	0	0	0	0	0	28	7	1	0	0	0	0	36
07:15	0	0	0	0	0	0	0	0	0	0	0	0	0	0	0	0	48	19	2	0	1	0	0	70
07:30	0	0	0	0	0	0	0	0	0	0	0	0	0	0	0	0	61	12	3	1	1	1	0	79
07:45	0	0	0	0	0	0	0	0	0	0	0	0	0	0	0	0	60	17	3	1	1	0	0	82
08:00	0	0	0	0	0	0	0	0	0	0	0	0	0	0	0	0	52	18	1	2	1	1	0	75
08:15	0	0	0	0	0	0	0	0	0	0	0	0	0	0	0	0	66	19	0	0	1	0	0	86
08:30	0	0	0	0	0	0	0	0	0	0	0	0	0	0	0	0	79	17	6	1	1	3	0	107
08:45	0	0	0	0	0	0	0	0	0	0	0	0	0	0	0	0	78	17	1	2	1	1	0	100
09:00	0	0	0	0	0	0	0	0	0	0	0	0	0	0	0	0	50	21	5	1	1	1	0	79
09:15	0	0	0	0	0	0	0	0	0	0	0	0	0	0	0	0	44	14	3	3	2	0	0	66
09:30	0	0	0	0	0	0	0	0	0	0	0	0	0	0	0	0	47	13	4	0	1	2	0	67
09:45	0	0	0	0	0	0	0	0	0	0	0	0	0	0	0	0	40	18	7	0	1	0	0	66
16:00	0	0	0	0	0	0	0	0	0	0	0	0	0	0	0	0	152	28	0	0	1	0	0	181
16:15	0	0	0	0	0	0	0	0	0	0	0	0	0	0	0	0	122	28	4	2	2	1	0	159
16:30	0	0	0	0	0	0	0	0	0	0	0	0	0	0	0	0	131	20	0	0	2	4	1	158
16:45	0	0	0	0	0	0	0	0	0	0	0	0	0	0	0	0	154	19	2	1	1	0	1	178
17:00	0	0	0	0	0	0	0	0	0	0	0	0	0	0	0	0	161	14	1	0	1	3	0	180
17:15	0	0	0	0	0	0	0	0	0	0	0	0	0	0	0	0	135	11	0	0	1	3	0	150
17:30	0	0	0	0	0	0	0	0	0	0	0	0	0	0	0	0	138	7	0	0	1	1	0	147
17:45	0	0	0	0	0	0	0	0	0	0	0	0	0	0	0	0	144	10	0	0	1	0	0	155
18:00	0	0	0	0	0	0	0	0	0	0	0	0	0	0	0	0	132	10	1	0	1	0	0	144
18:15	0	0	0	0	0	0	0	0	0	0	0	0	0	0	0	0	106	11	0	0	1	2	0	120
18:30	0	0	0	0	0	0	0	0	0	0	0	0	0	0	0	0	90	6	0	0	2	0	0	98
18:45	0	0	0	0	0	0	0	0	0	0	0	0	0	0	0	0	66	6	0	0	1	0	0	73
Start Time	Rolling Hour							Total	Rolling Hour							Total	Rolling Hour							Total
07:00	0	0	0	0	0	0	0	0	0	0	0	0	0	0	0	0	197	55	9	2	3	1	0	267
07:15	0	0	0	0	0	0	0	0	0	0	0	0	0	0	0	0	221	66	9	4	4	2	0	306
07:30	0	0	0	0	0	0	0	0	0	0	0	0	0	0	0	0	239	66	7	4	4	2	0	322
07:45	0	0	0	0	0	0	0	0	0	0	0	0	0	0	0	0	257	71	10	4	4	4	0	350
08:00	0	0	0	0	0	0	0	0	0	0	0	0	0	0	0	0	275	71	8	5	4	5	0	368
08:15	0	0	0	0	0	0	0	0	0	0	0	0	0	0	0	0	273	74	12	4	4	5	0	372
08:30	0	0	0	0	0	0	0	0	0	0	0	0	0	0	0	0	251	69	15	7	5	5	0	352
08:45	0	0	0	0	0	0	0	0	0	0	0	0	0	0	0	0	219	65	13	6	5	4	0	312
09:00	0	0	0	0	0	0	0	0	0	0	0	0	0	0	0	0	181	66	19	4	5	3	0	278
16:00	0	0	0	0	0	0	0	0	0	0	0	0	0	0	0	0	559	95	6	3	6	5	2	676
16:15	0	0	0	0	0	0	0	0	0	0	0	0	0	0	0	0	568	81	7	3	6	8	2	675
16:30	0	0	0	0	0	0	0	0	0	0	0	0	0	0	0	0	581	64	3	1	5	10	2	666
16:45	0	0	0	0	0	0	0	0	0	0	0	0	0	0	0	0	588	51	3	1	4	7	1	655
17:00	0	0	0	0	0	0	0	0	0	0	0	0	0	0	0	0	578	42	1	0	4	7	0	632
17:15	0	0	0	0	0	0	0	0	0	0	0	0	0	0	0	0	549	38	1	0	4	4	0	596
17:30	0	0	0	0	0	0	0	0	0	0	0	0	0	0	0	0	520	38	1	0	4	3	0	566
17:45	0	0	0	0	0	0	0	0	0	0	0	0	0	0	0	0	472	37	1	0	5	2	0	517
18:00	0	0	0	0	0	0	0	0	0	0	0	0	0	0	0	0	394	33	1	0	5	2	0	435

Intelligent Data Collection Limited



Client: Mott McDonald **Date of Survey:** 03.02.2022
Project Number: ID06180 **Junction Name:** A1309 Milton Road / Cowley Road
Junction Number: Site 12 **Junction Type:** T-Junction

Time	Arm A Approach								Arm A Exit									
	Cars	LGV	OGV1	OGV2	Buses	M/C	Cycle	Total	Cars	LGV	OGV1	OGV2	Buses	M/C	Cycle	Total		
07:00	177	67	6	2	3	1	0	256	67	25	3	6	4	0	0	105		
07:15	211	66	5	3	1	0	1	287	97	37	3	2	1	1	0	141		
07:30	251	72	6	1	4	5	0	339	103	32	8	6	1	2	0	152		
07:45	307	62	5	7	1	3	0	385	134	36	10	5	3	0	0	188		
08:00	328	67	6	6	3	2	0	412	123	41	6	3	2	1	0	176		
08:15	372	65	3	6	4	4	0	454	132	30	2	1	6	0	0	171		
08:30	397	47	4	6	2	2	0	458	147	37	8	8	4	3	0	207		
08:45	395	42	12	5	3	6	0	463	159	40	4	8	1	2	0	214		
09:00	364	40	12	6	1	3	0	426	123	42	8	5	1	1	0	180		
09:15	269	39	8	7	1	2	0	326	98	36	9	6	2	0	0	151		
09:30	216	49	14	10	1	3	0	293	100	36	8	5	2	3	0	154		
09:45	176	43	5	6	1	3	1	235	108	46	9	9	1	0	0	173		
16:00	130	31	2	3	4	1	0	171	329	72	2	0	2	2	0	407		
16:15	142	35	3	4	1	1	0	186	272	60	6	6	4	4	0	352		
16:30	139	34	0	3	1	1	0	178	278	48	0	1	3	8	1	339		
16:45	150	37	1	3	1	3	0	195	326	49	2	1	1	2	1	382		
17:00	150	25	2	1	2	3	0	183	368	37	3	0	2	5	0	415		
17:15	159	24	0	3	1	0	0	187	333	28	1	0	1	3	0	366		
17:30	159	16	1	2	2	2	0	182	314	21	0	0	1	2	0	338		
17:45	115	15	0	1	2	4	0	137	317	25	1	0	2	1	0	346		
18:00	142	17	1	1	3	1	0	165	276	25	2	0	2	1	0	306		
18:15	134	13	0	1	1	0	0	149	232	20	1	1	3	2	0	259		
18:30	110	7	0	1	2	1	0	121	191	11	0	0	3	0	0	205		
18:45	125	12	0	1	5	3	0	146	167	14	0	0	1	1	0	183		
Start Time	Rolling Hour								Total	Rolling Hour								Total
07:00	946	267	22	13	9	9	1	1267	401	130	24	19	9	3	0	586		
07:15	1097	267	22	17	9	10	1	1423	457	146	27	16	7	4	0	657		
07:30	1258	266	20	20	12	14	0	1590	492	139	26	15	12	3	0	687		
07:45	1404	241	18	25	10	11	0	1709	536	144	26	17	15	4	0	742		
08:00	1492	221	25	23	12	14	0	1787	561	148	20	20	13	6	0	768		
08:15	1528	194	31	23	10	15	0	1801	561	149	22	22	12	6	0	772		
08:30	1425	168	36	24	7	13	0	1673	527	155	29	27	8	6	0	752		
08:45	1244	170	46	28	6	14	0	1508	480	154	29	24	6	6	0	699		
09:00	1025	171	39	29	4	11	1	1280	429	160	34	25	6	4	0	658		
16:00	561	137	6	13	7	6	0	730	1205	229	10	8	10	16	2	1480		
16:15	581	131	6	11	5	8	0	742	1244	194	11	8	10	19	2	1488		
16:30	598	120	3	10	5	7	0	743	1305	162	6	2	7	18	2	1502		
16:45	618	102	4	9	6	8	0	747	1341	135	6	1	5	12	1	1501		
17:00	583	80	3	7	7	9	0	689	1332	111	5	0	6	11	0	1465		
17:15	575	72	2	7	8	7	0	671	1240	99	4	0	6	7	0	1356		
17:30	550	61	2	5	8	7	0	633	1139	91	4	1	8	6	0	1249		
17:45	501	52	1	4	8	6	0	572	1016	81	4	1	10	4	0	1116		
18:00	511	49	1	4	11	5	0	581	866	70	3	1	9	4	0	953		

Intelligent Data Collection Limited



Client: Mott McDonald **Date of Survey:** 03.02.2022
Project Number: ID06180 **Junction Name:** A1309 Milton Road / Cowley Road
Junction Number: Site 12 **Junction Type:** T-Junction

Time	Arm B Approach								Arm B Exit									
	Cars	LGV	OGV1	OGV2	Buses	M/C	Cycle	Total	Cars	LGV	OGV1	OGV2	Buses	M/C	Cycle	Total		
07:00	12	6	2	6	4	0	0	30	52	17	3	1	0	0	0	73		
07:15	10	6	3	2	0	0	0	21	67	19	2	1	1	0	0	90		
07:30	9	3	3	4	0	0	0	19	64	14	6	1	1	3	0	89		
07:45	17	7	5	3	1	0	0	33	82	15	7	4	1	0	1	110		
08:00	15	7	6	1	1	0	0	30	77	13	3	3	1	0	1	98		
08:15	15	5	2	1	0	0	0	23	77	13	2	5	4	0	1	102		
08:30	14	13	2	6	0	0	0	35	87	17	2	4	0	1	0	111		
08:45	13	7	4	6	0	0	0	30	99	13	5	5	3	0	1	126		
09:00	18	9	6	3	0	0	0	36	105	18	4	6	1	1	0	135		
09:15	15	13	7	3	0	0	0	38	100	11	2	6	2	0	0	121		
09:30	8	3	2	5	0	0	0	18	44	18	6	8	0	0	0	76		
09:45	8	14	3	6	0	0	0	31	33	19	6	5	3	0	0	66		
16:00	73	12	0	0	0	0	0	85	25	8	2	3	1	0	0	39		
16:15	62	15	2	3	0	0	0	82	28	11	1	4	2	1	0	47		
16:30	44	11	0	1	1	3	0	60	28	7	0	3	1	0	0	39		
16:45	71	11	0	0	0	0	0	82	27	8	1	3	1	1	0	41		
17:00	85	7	2	0	0	0	0	94	20	4	1	1	1	0	0	27		
17:15	71	11	1	0	0	0	0	83	45	8	0	3	0	0	0	56		
17:30	94	6	0	0	0	0	1	101	16	5	1	2	1	0	0	25		
17:45	66	8	1	0	0	0	0	75	16	4	0	1	2	0	0	23		
18:00	61	5	0	0	1	0	0	67	18	4	2	1	2	0	0	27		
18:15	56	2	1	1	0	0	0	60	11	3	0	1	1	0	0	16		
18:30	35	3	0	0	0	0	1	39	13	2	0	0	1	2	0	18		
18:45	49	4	0	0	0	2	0	55	17	4	0	0	8	1	0	30		
Start Time	Rolling Hour								Total	Rolling Hour								Total
07:00	48	22	13	15	5	0	0	103	265	65	18	7	3	3	1	362		
07:15	51	23	17	10	2	0	0	103	290	61	18	9	4	3	2	387		
07:30	56	22	16	9	2	0	0	105	300	55	18	13	7	3	3	399		
07:45	61	32	15	11	2	0	0	121	323	58	14	16	6	1	3	421		
08:00	57	32	14	14	1	0	0	118	340	56	12	17	8	1	3	437		
08:15	60	34	14	16	0	0	0	124	368	61	13	20	8	2	2	474		
08:30	60	42	19	18	0	0	0	139	391	59	13	21	6	2	1	493		
08:45	54	32	19	17	0	0	0	122	348	60	17	25	6	1	1	458		
09:00	49	39	18	17	0	0	0	123	282	66	18	25	6	1	0	398		
16:00	250	49	2	4	1	3	0	309	108	34	4	13	5	2	0	166		
16:15	262	44	4	4	1	3	0	318	103	30	3	11	5	2	0	154		
16:30	271	40	3	1	1	3	0	319	120	27	2	10	3	1	0	163		
16:45	321	35	3	0	0	0	1	360	108	25	3	9	3	1	0	149		
17:00	316	32	4	0	0	0	1	353	97	21	2	7	4	0	0	131		
17:15	292	30	2	0	1	0	1	326	95	21	3	7	5	0	0	131		
17:30	277	21	2	1	1	0	1	303	61	16	3	5	6	0	0	91		
17:45	218	18	2	1	1	0	1	241	58	13	2	3	6	2	0	84		
18:00	201	14	1	1	1	2	1	221	59	13	2	2	12	3	0	91		

Intelligent Data Collection Limited



Client: Mott McDonald **Date of Survey:** 03.02.2022
Project Number: ID06180 **Junction Name:** A1309 Milton Road / Cowley Road
Junction Number: Site 12 **Junction Type:** T-Junction

Time	Arm C Approach								Arm C Exit									
	Cars	LGV	OGV1	OGV2	Buses	M/C	Cycle	Total	Cars	LGV	OGV1	OGV2	Buses	M/C	Cycle	Total		
07:00	63	21	2	0	0	0	0	86	133	52	4	1	3	1	0	194		
07:15	101	32	3	0	2	1	0	139	158	48	6	2	1	0	1	216		
07:30	109	29	9	2	1	2	0	152	202	58	4	0	3	2	0	269		
07:45	129	34	7	2	3	0	1	176	237	52	0	3	1	3	0	296		
08:00	120	40	3	2	2	1	1	169	263	60	6	3	3	2	0	337		
08:15	132	29	1	0	9	0	1	172	310	56	2	1	3	4	0	376		
08:30	151	29	8	2	4	3	0	197	328	35	4	2	2	1	0	372		
08:45	170	36	5	2	2	2	1	218	320	32	12	0	1	6	0	371		
09:00	136	43	7	3	2	1	0	192	290	32	13	1	1	2	0	339		
09:15	118	27	4	4	4	0	0	157	204	32	8	2	1	2	0	249		
09:30	104	41	8	0	2	3	0	158	184	39	10	2	1	3	0	239		
09:45	106	40	10	4	4	0	0	164	149	32	3	2	1	3	1	191		
16:00	273	63	3	0	3	2	0	344	122	26	1	0	4	1	0	154		
16:15	224	49	4	3	6	5	0	291	128	28	2	0	1	1	0	160		
16:30	249	40	0	0	3	5	1	298	126	30	0	0	1	1	0	158		
16:45	278	43	2	1	2	3	1	330	146	34	0	0	1	3	0	184		
17:00	300	32	1	0	3	5	0	341	147	23	1	0	2	3	0	176		
17:15	281	17	0	0	1	3	0	302	133	16	0	0	1	0	0	150		
17:30	242	18	0	0	2	2	0	264	165	14	0	0	2	2	1	184		
17:45	267	18	0	0	3	1	0	289	115	12	0	0	1	4	0	132		
18:00	233	20	3	0	2	1	0	259	142	13	0	0	2	1	0	158		
18:15	188	18	0	0	4	2	0	212	135	10	0	0	1	0	0	146		
18:30	162	9	0	0	3	1	0	175	103	6	0	1	1	0	1	112		
18:45	128	11	0	0	5	0	0	144	118	9	0	1	1	3	0	132		
Start Time	Rolling Hour								Total	Rolling Hour								Total
07:00	402	116	21	4	6	3	1	553	730	210	14	6	8	6	1	975		
07:15	459	135	22	6	8	4	2	636	860	218	16	8	8	7	1	1118		
07:30	490	132	20	6	15	3	3	669	1012	226	12	7	10	11	0	1278		
07:45	532	132	19	6	18	4	3	714	1138	203	12	9	9	10	0	1381		
08:00	573	134	17	6	17	6	3	756	1221	183	24	6	9	13	0	1456		
08:15	589	137	21	7	17	6	2	779	1248	155	31	4	7	13	0	1458		
08:30	575	135	24	11	12	6	1	764	1142	131	37	5	5	11	0	1331		
08:45	528	147	24	9	10	6	1	725	998	135	43	5	4	13	0	1198		
09:00	464	151	29	11	12	4	0	671	827	135	34	7	4	10	1	1018		
16:00	1024	195	9	4	14	15	2	1263	522	118	3	0	7	6	0	656		
16:15	1051	164	7	4	14	18	2	1260	547	115	3	0	5	8	0	678		
16:30	1108	132	3	1	9	16	2	1271	552	103	1	0	5	7	0	668		
16:45	1101	110	3	1	8	13	1	1237	591	87	1	0	6	8	1	694		
17:00	1090	85	1	0	9	11	0	1196	560	65	1	0	6	9	1	642		
17:15	1023	73	3	0	8	7	0	1114	555	55	0	0	6	7	1	624		
17:30	930	74	3	0	11	6	0	1024	557	49	0	0	6	7	1	620		
17:45	850	65	3	0	12	5	0	935	495	41	0	1	5	5	1	548		
18:00	711	58	3	0	14	4	0	790	498	38	0	2	5	4	1	548		

Intelligent Data Collection Limited



Client: Mott McDonald **Date of Survey:** 03.02.2022
Project Number: ID06180 **Junction Name:** A1309 Milton Road / Cowley Road
Junction Number: Site 12 **Junction Type:** T-Junction

Total Junction Flow								
Time	Cars	LGV	OGV1	OGV2	Buses	M/C	Cycle	Total
07:00	252	94	10	8	7	1	0	372
07:15	322	104	11	5	3	1	1	447
07:30	369	104	18	7	5	7	0	510
07:45	453	103	17	12	5	3	1	594
08:00	463	114	15	9	6	3	1	611
08:15	519	99	6	7	13	4	1	649
08:30	562	89	14	14	6	5	0	690
08:45	578	85	21	13	5	8	1	711
09:00	518	92	25	12	3	4	0	654
09:15	402	79	19	14	5	2	0	521
09:30	328	93	24	15	3	6	0	469
09:45	290	97	18	16	5	3	1	430
16:00	476	106	5	3	7	3	0	600
16:15	428	99	9	10	7	6	0	559
16:30	432	85	0	4	5	9	1	536
16:45	499	91	3	4	3	6	1	607
17:00	535	64	5	1	5	8	0	618
17:15	511	52	1	3	2	3	0	572
17:30	495	40	1	2	4	4	1	547
17:45	448	41	1	1	5	5	0	501
18:00	436	42	4	1	6	2	0	491
18:15	378	33	1	2	5	2	0	421
18:30	307	19	0	1	5	2	1	335
18:45	302	27	0	1	10	5	0	345
Start Time	Rolling Hour							Total
07:00	1396	405	56	32	20	12	2	1923
07:15	1607	425	61	33	19	14	3	2162
07:30	1804	420	56	35	29	17	3	2364
07:45	1997	405	52	42	30	15	3	2544
08:00	2122	387	56	43	30	20	3	2661
08:15	2177	365	66	46	27	21	2	2704
08:30	2060	345	79	53	19	19	1	2576
08:45	1826	349	89	54	16	20	1	2355
09:00	1538	361	86	57	16	15	1	2074
16:00	1835	381	17	21	22	24	2	2302
16:15	1894	339	17	19	20	29	2	2320
16:30	1977	292	9	12	15	26	2	2333
16:45	2040	247	10	10	14	21	2	2344
17:00	1989	197	8	7	16	20	1	2238
17:15	1890	175	7	7	17	14	1	2111
17:30	1757	156	7	6	20	13	1	1960
17:45	1569	135	6	5	21	11	1	1748
18:00	1423	121	5	5	26	11	1	1592

Intelligent Data Collection Limited



Client: Mott McDonald
 Project Number: ID06180
 Junction Number: Site 12

Date of Survey: 03.02.2022
 Junction Name: A1309 Milton Road / Cowley Road
 Junction Type: T-Junction

Arm A: A1309 Milton Road (N)
 Arm B: Cowley Road (E)

Arm C: A1309 Milton Road (S)

PCU Summary																
Time	A1 to A	A1 to C	A1 to B	A2 to A	A2 to C	A2 to B	A3 to A	A3 to C	A3 to B	A4 to A	A4 to C	A4 to B	B1 to B	B1 to A	B1 to C	B2 to B
07:00	0	39	0	0	35	0	0	124	0	0	0	66	0	15	1	0
07:15	0	37	0	0	41	0	0	138	0	0	0	77	0	11	0	0
07:30	0	33	0	0	56	0	0	181	0	0	0	74	0	7	0	0
07:45	0	56	0	0	73	0	0	168	0	0	0	99	0	17	0	0
08:00	0	70	0	0	86	0	0	180	0	0	0	88	0	11	0	0
08:15	0	78	0	0	106	0	0	190	0	0	0	91	0	16	0	0
08:30	0	89	0	0	128	0	0	155	0	0	0	97	0	15	0	0
08:45	0	94	0	0	106	0	0	170	0	0	0	106	0	15	0	0
09:00	0	57	0	0	103	0	0	175	0	0	0	104	0	15	0	0
09:15	0	39	0	0	58	0	0	150	0	0	0	92	0	22	0	0
09:30	0	33	0	0	44	0	0	168	0	0	0	67	0	10	0	0
09:45	0	25	0	0	34	0	0	132	0	0	0	54	0	12	0	0
16:00	0	5	0	0	13	0	0	133	0	0	0	28	0	29	0	0
16:15	0	6	0	0	14	0	0	134	0	0	0	39	0	44	0	0
16:30	0	6	0	0	13	0	0	137	0	0	0	26	0	29	0	0
16:45	0	7	0	0	20	0	0	145	0	0	0	26	0	32	0	0
17:00	0	3	0	0	22	0	0	144	0	0	0	17	0	33	0	0
17:15	0	4	0	0	20	0	0	121	0	0	0	47	0	31	0	0
17:30	0	4	0	0	15	0	0	149	0	0	0	17	0	35	0	0
17:45	0	3	0	0	15	0	0	106	0	0	0	13	0	29	0	0
18:00	0	7	0	0	9	0	0	132	0	0	0	21	0	20	0	0
18:15	0	2	0	0	14	0	0	124	0	0	0	11	0	22	0	0
18:30	0	5	0	0	9	0	0	95	0	0	0	14	0	14	0	0
18:45	0	1	0	0	10	0	0	116	0	0	0	23	0	22	0	0
Start Time	Rolling Hour															
07:00	0	166	0	0	205	0	0	611	0	0	0	316	0	49	1	0
07:15	0	197	0	0	256	0	0	668	0	0	0	337	0	45	0	0
07:30	0	238	0	0	321	0	0	720	0	0	0	351	0	50	0	0
07:45	0	294	0	0	392	0	0	693	0	0	0	374	0	58	0	0
08:00	0	331	0	0	425	0	0	695	0	0	0	381	0	56	0	0
08:15	0	318	0	0	442	0	0	690	0	0	0	397	0	60	0	0
08:30	0	279	0	0	395	0	0	650	0	0	0	398	0	66	0	0
08:45	0	223	0	0	311	0	0	663	0	0	0	368	0	61	0	0
09:00	0	154	0	0	239	0	0	625	0	0	0	317	0	58	0	0
16:00	0	24	0	0	60	0	0	550	0	0	0	119	0	135	0	0
16:15	0	22	0	0	69	0	0	561	0	0	0	108	0	139	0	0
16:30	0	20	0	0	75	0	0	547	0	0	0	116	0	125	0	0
16:45	0	18	0	0	78	0	0	559	0	0	0	107	0	131	0	0
17:00	0	14	0	0	73	0	0	520	0	0	0	94	0	128	0	0
17:15	0	18	0	0	60	0	0	509	0	0	0	98	0	115	0	0
17:30	0	16	0	0	54	0	0	512	0	0	0	63	0	106	0	0
17:45	0	17	0	0	47	0	0	458	0	0	0	60	0	85	0	0
18:00	0	15	0	0	42	0	0	467	0	0	0	70	0	78	0	0

Intelligent Data Collection Limited



Client: Mott McDonald
 Project Number: ID06180
 Junction Number: Site 12

Date of Survey: 03.02.2022
 Junction Name: A1309 Milton Road / Cowley Road
 Junction Type: T-Junction

Arm A: A1309 Milton Road (N)
 Arm B: Cowley Road (E)

Arm C: A1309 Milton Road (S)

PCU Summary														
Time	B2 to A	B2 to C	B3 to B	B3 to A	B3 to C	C1 to C	C1 to B	C1 to A	C2 to C	C2 to B	C2 to A	C3 to C	C3 to B	C3 to A
07:00	26	0	0	0	1	0	10	0	0	0	41	0	0	37
07:15	10	0	0	0	5	0	17	0	0	0	53	0	0	72
07:30	17	0	0	0	3	0	19	0	0	0	58	0	0	82
07:45	21	0	0	0	2	0	20	0	0	0	78	0	0	86
08:00	16	0	0	0	9	0	16	0	0	0	80	0	0	79
08:15	5	0	0	0	5	0	22	0	0	0	72	0	0	87
08:30	23	0	0	0	7	0	20	0	0	0	76	0	0	111
08:45	20	0	0	0	5	0	32	0	0	0	88	0	0	104
09:00	17	0	0	0	12	0	41	0	0	0	76	0	0	83
09:15	15	0	0	0	8	0	40	0	0	0	55	0	0	73
09:30	15	0	0	0	1	0	22	0	0	0	71	0	0	69
09:45	25	0	0	0	4	0	25	0	0	0	83	0	0	71
16:00	49	0	0	0	7	0	17	0	0	0	149	0	0	182
16:15	36	0	0	0	7	0	15	0	0	0	120	0	0	165
16:30	29	0	0	0	2	0	18	0	0	0	122	0	0	157
16:45	39	0	0	0	11	0	19	0	0	0	132	0	0	181
17:00	54	0	0	0	8	0	13	0	0	0	149	0	0	180
17:15	47	0	0	0	6	0	13	0	0	0	139	0	0	149
17:30	50	0	0	0	15	0	12	0	0	0	105	0	0	147
17:45	41	0	0	0	6	0	13	0	0	0	122	0	0	156
18:00	37	0	0	0	11	0	11	0	0	0	106	0	0	146
18:15	33	0	0	0	7	0	7	0	0	0	88	0	0	120
18:30	20	0	0	0	4	0	3	0	0	0	74	0	0	100
18:45	26	0	0	0	5	0	14	0	0	0	61	0	0	74
Start Time	Rolling Hour													
07:00	74	0	0	0	11	0	65	0	0	0	231	0	0	277
07:15	64	0	0	0	19	0	71	0	0	0	269	0	0	319
07:30	59	0	0	0	18	0	77	0	0	0	288	0	0	334
07:45	65	0	0	0	22	0	78	0	0	0	305	0	0	362
08:00	63	0	0	0	25	0	89	0	0	0	315	0	0	380
08:15	65	0	0	0	28	0	115	0	0	0	312	0	0	384
08:30	75	0	0	0	31	0	133	0	0	0	295	0	0	371
08:45	67	0	0	0	26	0	135	0	0	0	290	0	0	329
09:00	72	0	0	0	24	0	128	0	0	0	285	0	0	296
16:00	153	0	0	0	27	0	69	0	0	0	523	0	0	684
16:15	158	0	0	0	28	0	66	0	0	0	523	0	0	682
16:30	169	0	0	0	27	0	63	0	0	0	542	0	0	666
16:45	190	0	0	0	40	0	57	0	0	0	525	0	0	657
17:00	191	0	0	0	35	0	51	0	0	0	516	0	0	632
17:15	174	0	0	0	38	0	49	0	0	0	473	0	0	598
17:30	160	0	0	0	39	0	43	0	0	0	422	0	0	569
17:45	130	0	0	0	28	0	34	0	0	0	390	0	0	521
18:00	116	0	0	0	28	0	35	0	0	0	329	0	0	439

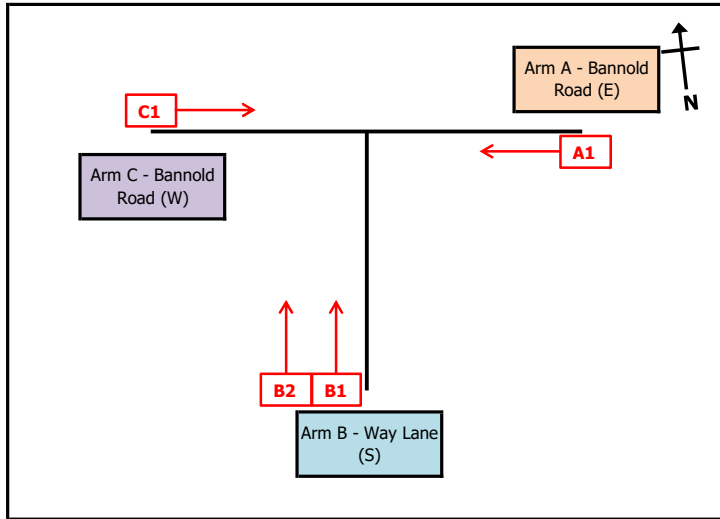
Intelligent Data Collection Limited



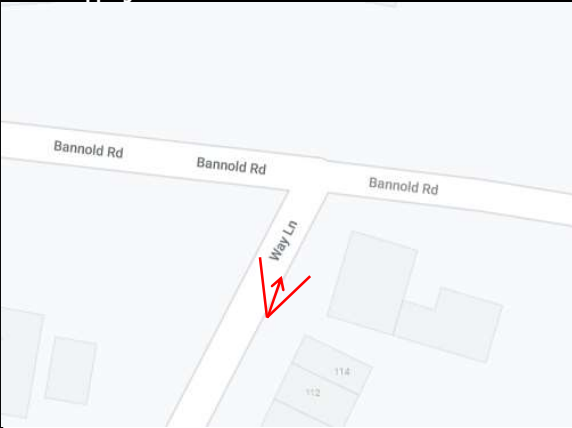
Client: Mott McDonald **Date of Survey:** 12.02.2022
Project Number: ID06180 **Junction Name:** Bannold Road / Way Lane
Junction Number: Site 3 **Junction Type:** T-Junction

X Coordinate	Y Coordinate	Google Maps Link
52.270559	0.195836	Click Here
Weather Conditions		
Sunny Intervals		

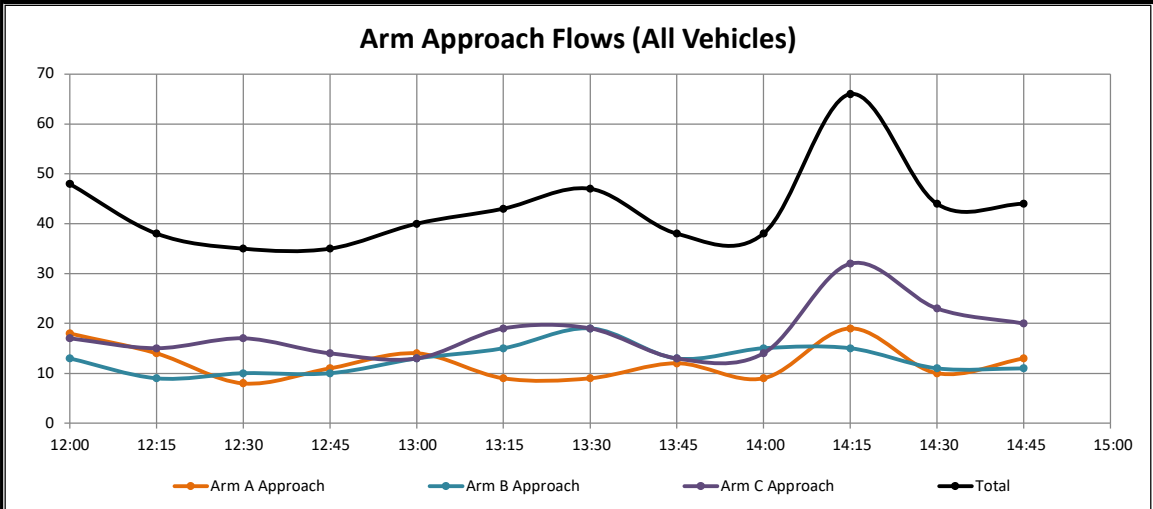
Junction Layout



Aerial Mapping and On-site Camera View



Junction Flow Profile



Additional Notes (Factors which may impact on survey results such as accidents, roadworks, special events):

Intelligent Data Collection Limited



Client: Mott MacDonald
 Project Number: ID06180
 Junction Number: Site 3

Date of Survey: 12.02.2022
 Junction Name: Bannold Road / Way Lane
 Junction Type: T-Junction

Arm A: Bannold Road (E)
 Arm B: Way Lane (S)

Arm C: Bannold Road (W)

Time	A1 to A								A1 to C								A1 to B							
	Cars	LGV	OGV1	OGV2	Buses	M/C	Cycle	Total	Cars	LGV	OGV1	OGV2	Buses	M/C	Cycle	Total	Cars	LGV	OGV1	OGV2	Buses	M/C	Cycle	Total
12:00	0	0	0	0	0	0	0	0	9	0	0	0	0	1	0	10	7	0	0	0	0	0	1	8
12:15	0	0	0	0	0	0	0	0	7	2	0	0	0	0	1	10	4	0	0	0	0	0	0	4
12:30	0	0	0	0	0	0	0	0	5	0	0	0	0	0	0	5	2	1	0	0	0	0	0	3
12:45	0	0	0	0	0	0	0	0	8	1	0	0	0	0	0	9	1	1	0	0	0	0	0	2
13:00	0	0	0	0	0	0	0	0	8	0	0	0	0	0	0	8	5	1	0	0	0	0	0	6
13:15	0	0	0	0	0	0	0	0	7	0	0	0	0	0	0	7	2	0	0	0	0	0	0	2
13:30	0	0	0	0	0	0	0	0	5	2	0	0	0	0	0	7	2	0	0	0	0	0	0	2
13:45	0	0	0	0	0	0	0	0	9	0	0	0	0	0	1	10	1	1	0	0	0	0	0	2
14:00	0	0	0	0	0	0	0	0	8	0	0	0	0	0	0	8	1	0	0	0	0	0	0	1
14:15	0	0	0	0	0	0	0	0	8	1	0	0	0	0	1	10	6	1	0	0	0	0	2	9
14:30	0	0	0	0	0	0	0	0	5	1	0	0	0	0	2	8	2	0	0	0	0	0	0	2
14:45	0	0	0	0	0	0	0	0	6	3	0	0	0	0	0	9	4	0	0	0	0	0	0	4
Start Time	Rolling Hour								Rolling Hour								Rolling Hour							
12:00	0	0	0	0	0	0	0	0	29	3	0	0	0	1	1	34	14	2	0	0	0	0	1	17
12:15	0	0	0	0	0	0	0	0	28	3	0	0	0	0	1	32	12	3	0	0	0	0	0	15
12:30	0	0	0	0	0	0	0	0	28	1	0	0	0	0	0	29	10	3	0	0	0	0	0	13
12:45	0	0	0	0	0	0	0	0	28	3	0	0	0	0	0	31	10	2	0	0	0	0	0	12
13:00	0	0	0	0	0	0	0	0	29	2	0	0	0	0	1	32	10	2	0	0	0	0	0	12
13:15	0	0	0	0	0	0	0	0	29	2	0	0	0	0	1	32	6	1	0	0	0	0	0	7
13:30	0	0	0	0	0	0	0	0	30	3	0	0	0	0	2	35	10	2	0	0	0	0	2	14
13:45	0	0	0	0	0	0	0	0	30	2	0	0	0	0	4	36	10	2	0	0	0	0	2	14
14:00	0	0	0	0	0	0	0	0	27	5	0	0	0	0	3	35	13	1	0	0	0	0	2	16

Time	B1 to B								B1 to A								B1 to C							
	Cars	LGV	OGV1	OGV2	Buses	M/C	Cycle	Total	Cars	LGV	OGV1	OGV2	Buses	M/C	Cycle	Total	Cars	LGV	OGV1	OGV2	Buses	M/C	Cycle	Total
12:00	0	0	0	0	0	0	0	0	5	1	0	0	0	0	0	6	0	0	0	0	0	0	0	0
12:15	0	0	0	0	0	0	0	0	1	0	0	0	0	0	2	3	0	0	0	0	0	0	0	0
12:30	0	0	0	0	0	0	0	0	4	0	0	0	0	0	0	4	0	0	0	0	0	0	0	0
12:45	0	0	0	0	0	0	0	0	1	2	0	0	0	0	0	3	0	0	0	0	0	0	0	0
13:00	0	0	0	0	0	0	0	0	6	0	0	0	0	0	0	6	0	0	0	0	0	0	0	0
13:15	0	0	0	0	0	0	0	0	1	0	0	0	0	0	0	1	0	0	0	0	0	0	0	0
13:30	0	0	0	0	0	0	0	0	6	0	0	0	0	0	0	6	0	0	0	0	0	0	0	0
13:45	0	0	0	0	0	0	0	0	4	2	0	0	0	0	0	6	0	0	0	0	0	0	0	0
14:00	0	0	0	0	0	0	0	0	6	0	0	0	0	0	1	7	0	0	0	0	0	0	0	0
14:15	0	0	0	0	0	0	0	0	6	1	0	0	0	0	1	8	0	0	0	0	0	0	0	0
14:30	0	0	0	0	0	0	0	0	2	2	0	0	0	0	1	5	0	0	0	0	0	0	0	0
14:45	0	0	0	0	0	0	0	0	6	1	0	0	0	0	0	7	0	0	0	0	0	0	0	0
Start Time	Rolling Hour								Rolling Hour								Rolling Hour							
12:00	0	0	0	0	0	0	0	0	11	3	0	0	0	0	2	16	0	0	0	0	0	0	0	0
12:15	0	0	0	0	0	0	0	0	12	2	0	0	0	0	2	16	0	0	0	0	0	0	0	0
12:30	0	0	0	0	0	0	0	0	12	2	0	0	0	0	0	14	0	0	0	0	0	0	0	0
12:45	0	0	0	0	0	0	0	0	14	2	0	0	0	0	0	16	0	0	0	0	0	0	0	0
13:00	0	0	0	0	0	0	0	0	17	2	0	0	0	0	0	19	0	0	0	0	0	0	0	0
13:15	0	0	0	0	0	0	0	0	17	2	0	0	0	0	1	20	0	0	0	0	0	0	0	0
13:30	0	0	0	0	0	0	0	0	22	3	0	0	0	0	2	27	0	0	0	0	0	0	0	0
13:45	0	0	0	0	0	0	0	0	18	5	0	0	0	0	3	26	0	0	0	0	0	0	0	0
14:00	0	0	0	0	0	0	0	0	20	4	0	0	0	0	3	27	0	0	0	0	0	0	0	0

Intelligent Data Collection Limited



Client: Mott MacDonald
 Project Number: ID06180
 Junction Number: Site 3

Date of Survey: 12.02.2022
 Junction Name: Bannold Road / Way Lane
 Junction Type: T-Junction

Arm A: Bannold Road (E)
 Arm B: Way Lane (S)

Arm C: Bannold Road (W)

Time	B2 to B								B2 to A								B2 to C							
	Cars	LGV	OGV1	OGV2	Buses	M/C	Cycle	Total	Cars	LGV	OGV1	OGV2	Buses	M/C	Cycle	Total	Cars	LGV	OGV1	OGV2	Buses	M/C	Cycle	Total
12:00	0	0	0	0	0	0	0	0	0	0	0	0	0	0	0	0	6	1	0	0	0	0	0	7
12:15	0	0	0	0	0	0	0	0	0	0	0	0	0	0	0	0	6	0	0	0	0	0	0	6
12:30	0	0	0	0	0	0	0	0	0	0	0	0	0	0	0	0	6	0	0	0	0	0	0	6
12:45	0	0	0	0	0	0	0	0	0	0	0	0	0	0	0	0	3	4	0	0	0	0	0	7
13:00	0	0	0	0	0	0	0	0	0	0	0	0	0	0	0	0	7	0	0	0	0	0	0	7
13:15	0	0	0	0	0	0	0	0	0	0	0	0	0	0	0	0	13	1	0	0	0	0	0	14
13:30	0	0	0	0	0	0	0	0	0	0	0	0	0	0	0	0	12	0	0	0	0	0	1	13
13:45	0	0	0	0	0	0	0	0	0	0	0	0	0	0	0	0	7	0	0	0	0	0	0	7
14:00	0	0	0	0	0	0	0	0	0	0	0	0	0	0	0	0	7	0	0	0	0	0	1	8
14:15	0	0	0	0	0	0	0	0	0	0	0	0	0	0	0	0	6	0	0	0	0	0	1	7
14:30	0	0	0	0	0	0	0	0	0	0	0	0	0	0	0	0	6	0	0	0	0	0	0	6
14:45	0	0	0	0	0	0	0	0	0	0	0	0	0	0	0	0	3	1	0	0	0	0	0	4
Start Time	Rolling Hour								Rolling Hour								Rolling Hour							
12:00	0	0	0	0	0	0	0	0	0	0	0	0	0	0	0	0	21	5	0	0	0	0	0	
12:15	0	0	0	0	0	0	0	0	0	0	0	0	0	0	0	22	4	0	0	0	0	0		
12:30	0	0	0	0	0	0	0	0	0	0	0	0	0	0	0	29	5	0	0	0	0	0		
12:45	0	0	0	0	0	0	0	0	0	0	0	0	0	0	0	35	5	0	0	0	0	1		
13:00	0	0	0	0	0	0	0	0	0	0	0	0	0	0	0	39	1	0	0	0	0	1		
13:15	0	0	0	0	0	0	0	0	0	0	0	0	0	0	0	39	1	0	0	0	0	2		
13:30	0	0	0	0	0	0	0	0	0	0	0	0	0	0	0	32	0	0	0	0	0	3		
13:45	0	0	0	0	0	0	0	0	0	0	0	0	0	0	0	26	0	0	0	0	0	2		
14:00	0	0	0	0	0	0	0	0	0	0	0	0	0	0	0	22	1	0	0	0	0	2		

Time	C1 to C								C1 to B								C1 to A							
	Cars	LGV	OGV1	OGV2	Buses	M/C	Cycle	Total	Cars	LGV	OGV1	OGV2	Buses	M/C	Cycle	Total	Cars	LGV	OGV1	OGV2	Buses	M/C	Cycle	Total
12:00	0	0	0	0	0	0	0	0	7	0	0	0	0	0	0	7	8	2	0	0	0	0	0	10
12:15	0	0	0	0	0	0	0	0	3	1	0	0	0	0	0	4	10	1	0	0	0	0	0	11
12:30	0	0	0	0	0	0	0	0	5	1	0	0	0	0	1	7	8	2	0	0	0	0	0	10
12:45	0	0	0	0	0	0	0	0	5	1	0	0	0	0	0	6	7	1	0	0	0	0	0	8
13:00	0	0	0	0	0	0	0	0	4	1	0	0	0	0	0	5	7	1	0	0	0	0	0	8
13:15	0	0	0	0	0	0	0	0	7	1	0	0	0	0	1	9	8	2	0	0	0	0	0	10
13:30	0	0	0	0	0	0	0	0	8	1	0	0	0	0	0	9	10	0	0	0	0	0	0	10
13:45	0	0	0	0	0	0	0	0	6	2	0	0	0	0	0	8	4	1	0	0	0	0	0	5
14:00	0	0	0	0	0	0	0	0	4	0	0	0	0	0	0	4	9	1	0	0	0	0	0	10
14:15	0	0	0	0	0	0	0	0	13	2	0	0	0	0	2	17	13	2	0	0	0	0	0	15
14:30	0	0	0	0	0	0	0	0	6	2	0	0	0	0	0	8	12	3	0	0	0	0	0	15
14:45	0	0	0	0	0	0	0	0	3	0	0	0	0	0	0	3	15	2	0	0	0	0	0	17
Start Time	Rolling Hour								Rolling Hour								Rolling Hour							
12:00	0	0	0	0	0	0	0	0	20	3	0	0	0	0	1	24	33	6	0	0	0	0		
12:15	0	0	0	0	0	0	0	0	17	4	0	0	0	0	1	22	32	5	0	0	0	0		
12:30	0	0	0	0	0	0	0	0	21	4	0	0	0	0	2	27	30	6	0	0	0	0		
12:45	0	0	0	0	0	0	0	0	24	4	0	0	0	0	1	29	32	4	0	0	0	0		
13:00	0	0	0	0	0	0	0	0	25	5	0	0	0	0	1	31	29	4	0	0	0	0		
13:15	0	0	0	0	0	0	0	0	25	4	0	0	0	0	1	30	31	4	0	0	0	0		
13:30	0	0	0	0	0	0	0	0	31	5	0	0	0	0	2	38	36	4	0	0	0	0		
13:45	0	0	0	0	0	0	0	0	29	6	0	0	0	0	2	37	38	7	0	0	0	0		
14:00	0	0	0	0	0	0	0	0	26	4	0	0	0	0	2	32	49	8	0	0	0	0		

Intelligent Data Collection Limited



Client: Mott McDonald **Date of Survey:** 12.02.2022
Project Number: ID06180 **Junction Name:** Bannold Road / Way Lane
Junction Number: Site 3 **Junction Type:** T-Junction

Arm A Approach									Arm A Exit							
Time	Cars	LGV	OGV1	OGV2	Buses	M/C	Cycle	Total	Cars	LGV	OGV1	OGV2	Buses	M/C	Cycle	Total
12:00	16	0	0	0	0	1	1	18	13	3	0	0	0	0	0	16
12:15	11	2	0	0	0	0	1	14	11	1	0	0	0	0	2	14
12:30	7	1	0	0	0	0	0	8	12	2	0	0	0	0	0	14
12:45	9	2	0	0	0	0	0	11	8	3	0	0	0	0	0	11
13:00	13	1	0	0	0	0	0	14	13	1	0	0	0	0	0	14
13:15	9	0	0	0	0	0	0	9	9	2	0	0	0	0	0	11
13:30	7	2	0	0	0	0	0	9	16	0	0	0	0	0	0	16
13:45	10	1	0	0	0	0	1	12	8	3	0	0	0	0	0	11
14:00	9	0	0	0	0	0	0	9	15	1	0	0	0	0	1	17
14:15	14	2	0	0	0	0	3	19	19	3	0	0	0	0	1	23
14:30	7	1	0	0	0	0	2	10	14	5	0	0	0	0	1	20
14:45	10	3	0	0	0	0	0	13	21	3	0	0	0	0	0	24
Start Time	Rolling Hour							Total	Rolling Hour							Total
12:00	43	5	0	0	0	1	2	51	44	9	0	0	0	0	2	55
12:15	40	6	0	0	0	0	1	47	44	7	0	0	0	0	2	53
12:30	38	4	0	0	0	0	0	42	42	8	0	0	0	0	0	50
12:45	38	5	0	0	0	0	0	43	46	6	0	0	0	0	0	52
13:00	39	4	0	0	0	0	1	44	46	6	0	0	0	0	0	52
13:15	35	3	0	0	0	0	1	39	48	6	0	0	0	0	1	55
13:30	40	5	0	0	0	0	4	49	58	7	0	0	0	0	2	67
13:45	40	4	0	0	0	0	6	50	56	12	0	0	0	0	3	71
14:00	40	6	0	0	0	0	5	51	69	12	0	0	0	0	3	84

Arm B Approach									Arm B Exit							
Time	Cars	LGV	OGV1	OGV2	Buses	M/C	Cycle	Total	Cars	LGV	OGV1	OGV2	Buses	M/C	Cycle	Total
12:00	11	2	0	0	0	0	0	13	14	0	0	0	0	0	1	15
12:15	7	0	0	0	0	0	2	9	7	1	0	0	0	0	0	8
12:30	10	0	0	0	0	0	0	10	7	2	0	0	0	0	1	10
12:45	4	6	0	0	0	0	0	10	6	2	0	0	0	0	0	8
13:00	13	0	0	0	0	0	0	13	9	2	0	0	0	0	0	11
13:15	14	1	0	0	0	0	0	15	9	1	0	0	0	0	1	11
13:30	18	0	0	0	0	0	1	19	10	1	0	0	0	0	0	11
13:45	11	2	0	0	0	0	0	13	7	3	0	0	0	0	0	10
14:00	13	0	0	0	0	0	2	15	5	0	0	0	0	0	0	5
14:15	12	1	0	0	0	0	2	15	19	3	0	0	0	0	4	26
14:30	8	2	0	0	0	0	1	11	8	2	0	0	0	0	0	10
14:45	9	2	0	0	0	0	0	11	7	0	0	0	0	0	0	7
Start Time	Rolling Hour							Total	Rolling Hour							Total
12:00	32	8	0	0	0	0	2	42	34	5	0	0	0	0	2	41
12:15	34	6	0	0	0	0	2	42	29	7	0	0	0	0	1	37
12:30	41	7	0	0	0	0	0	48	31	7	0	0	0	0	2	40
12:45	49	7	0	0	0	0	1	57	34	6	0	0	0	0	1	41
13:00	56	3	0	0	0	0	1	60	35	7	0	0	0	0	1	43
13:15	56	3	0	0	0	0	3	62	31	5	0	0	0	0	1	37
13:30	54	3	0	0	0	0	5	62	41	7	0	0	0	0	4	52
13:45	44	5	0	0	0	0	5	54	39	8	0	0	0	0	4	51
14:00	42	5	0	0	0	0	5	52	39	5	0	0	0	0	4	48

Intelligent Data Collection Limited



Client: Mott McDonald **Date of Survey:** 12.02.2022
Project Number: ID06180 **Junction Name:** Bannold Road / Way Lane
Junction Number: Site 3 **Junction Type:** T-Junction

Arm C Approach									Arm C Exit								
Time	Cars	LGV	OGV1	OGV2	Buses	M/C	Cycle	Total	Cars	LGV	OGV1	OGV2	Buses	M/C	Cycle	Total	
12:00	15	2	0	0	0	0	0	17	15	1	0	0	0	1	0	17	
12:15	13	2	0	0	0	0	0	15	13	2	0	0	0	0	1	16	
12:30	13	3	0	0	0	0	1	17	11	0	0	0	0	0	0	11	
12:45	12	2	0	0	0	0	0	14	11	5	0	0	0	0	0	16	
13:00	11	2	0	0	0	0	0	13	15	0	0	0	0	0	0	15	
13:15	15	3	0	0	0	0	1	19	20	1	0	0	0	0	0	21	
13:30	18	1	0	0	0	0	0	19	17	2	0	0	0	0	1	20	
13:45	10	3	0	0	0	0	0	13	16	0	0	0	0	0	1	17	
14:00	13	1	0	0	0	0	0	14	15	0	0	0	0	0	1	16	
14:15	26	4	0	0	0	0	2	32	14	1	0	0	0	0	2	17	
14:30	18	5	0	0	0	0	0	23	11	1	0	0	0	0	2	14	
14:45	18	2	0	0	0	0	0	20	9	4	0	0	0	0	0	13	
Start Time	Rolling Hour								Total	Rolling Hour							Total
12:00	53	9	0	0	0	0	1	63	50	8	0	0	0	1	1	60	
12:15	49	9	0	0	0	0	1	59	50	7	0	0	0	0	1	58	
12:30	51	10	0	0	0	0	2	63	57	6	0	0	0	0	0	63	
12:45	56	8	0	0	0	0	1	65	63	8	0	0	0	0	1	72	
13:00	54	9	0	0	0	0	1	64	68	3	0	0	0	0	2	73	
13:15	56	8	0	0	0	0	1	65	68	3	0	0	0	0	3	74	
13:30	67	9	0	0	0	0	2	78	62	3	0	0	0	0	5	70	
13:45	67	13	0	0	0	0	2	82	56	2	0	0	0	0	6	64	
14:00	75	12	0	0	0	0	2	89	49	6	0	0	0	0	5	60	

Total Junction Flow									
Time	Cars	LGV	OGV1	OGV2	Buses	M/C	Cycle	Total	
12:00	42	4	0	0	0	1	1	48	
12:15	31	4	0	0	0	0	3	38	
12:30	30	4	0	0	0	0	1	35	
12:45	25	10	0	0	0	0	0	35	
13:00	37	3	0	0	0	0	0	40	
13:15	38	4	0	0	0	0	1	43	
13:30	43	3	0	0	0	0	1	47	
13:45	31	6	0	0	0	0	1	38	
14:00	35	1	0	0	0	0	2	38	
14:15	52	7	0	0	0	0	7	66	
14:30	33	8	0	0	0	0	3	44	
14:45	37	7	0	0	0	0	0	44	
Start Time	Rolling Hour								Total
12:00	128	22	0	0	0	1	5	156	
12:15	123	21	0	0	0	0	4	148	
12:30	130	21	0	0	0	0	2	153	
12:45	143	20	0	0	0	0	2	165	
13:00	149	16	0	0	0	0	3	168	
13:15	147	14	0	0	0	0	5	166	
13:30	161	17	0	0	0	0	11	189	
13:45	151	22	0	0	0	0	13	186	
14:00	157	23	0	0	0	0	12	192	

Intelligent Data Collection Limited



Client: Mott McDonald
 Project Number: ID06180
 Junction Number: Site 3

Date of Survey: 12.02.2022
 Junction Name: Bannold Road / Way Lane
 Junction Type: T-Junction

Arm A: Bannold Road (E)
 Arm B: Way Lane (S)

Arm C: Bannold Road (W)

PCU Summary												
Time	A1 to A	A1 to C	A1 to B	B1 to B	B1 to A	B1 to C	B2 to B	B2 to A	B2 to C	C1 to C	C1 to B	C1 to A
12:00	0	9	7	0	6	0	0	0	7	0	7	10
12:15	0	9	4	0	1	0	0	0	6	0	4	11
12:30	0	5	3	0	4	0	0	0	6	0	6	10
12:45	0	9	2	0	3	0	0	0	7	0	6	8
13:00	0	8	6	0	6	0	0	0	7	0	5	8
13:15	0	7	2	0	1	0	0	0	14	0	8	10
13:30	0	7	2	0	6	0	0	0	12	0	9	10
13:45	0	9	2	0	6	0	0	0	7	0	8	5
14:00	0	8	1	0	6	0	0	0	7	0	4	10
14:15	0	9	7	0	7	0	0	0	6	0	15	15
14:30	0	6	2	0	4	0	0	0	6	0	8	15
14:45	0	9	4	0	7	0	0	0	4	0	3	17
Start Time	Rolling Hour											
12:00	0	33	16	0	14	0	0	0	26	0	23	39
12:15	0	31	15	0	14	0	0	0	26	0	21	37
12:30	0	29	13	0	14	0	0	0	34	0	25	36
12:45	0	31	12	0	16	0	0	0	40	0	28	36
13:00	0	31	12	0	19	0	0	0	40	0	30	33
13:15	0	31	7	0	19	0	0	0	40	0	29	35
13:30	0	33	12	0	25	0	0	0	33	0	36	40
13:45	0	33	12	0	24	0	0	0	26	0	35	45
14:00	0	33	14	0	25	0	0	0	23	0	30	57

Intelligent Data Collection Limited

Client: Mott MacDonald

Project Number: ID06180

Site Number: Site 12

Dates of Survey: 02.02.2022 and 03.02.2022

Junction Name: A1309 Milton Road / Cowley Road

Survey Type: Queue Length Survey



X Coordinate	Y Coordinate	Google Maps Link
52.232796	0.150627	Click Here



Queue Length Methodology

The maximum queue length, in vehicles, is reported by lane for each five-minute period.

These are segregated into 'light' and 'heavy' vehicles, and are then presented as a maximum queue length using the assumption that a light vehicle contributes 6m to a queue and a heavy vehicle 15m. These values can be updated by the user.

Vehicle Length Assumptions (metres)

Lights	Heavies
6	15

Additional Notes (Factors which may impact on survey results such as accidents, roadworks, special events)

Intelligent Data Collection Limited

Client: Mott MacDonald
Project Number: ID06180
Site Number: Site 12
Date of Survey: 03.02.2022
Junction Names: A1309 Milton Road / Cowley Road
Survey Type: Queue Length Survey



AM Peak Period:

Table with 34 columns (Time, Lane A1, Lane A2, Lane A3, Lane A4, Lane B1, Lane B2, Lane B3, Lane C1, Lane C2, Lane C3) and rows for time intervals from 07:00 to 09:55.

PM Peak Period:

Table with 34 columns (Time, Lane A1, Lane A2, Lane A3, Lane A4, Lane B1, Lane B2, Lane B3, Lane C1, Lane C2, Lane C3) and rows for time intervals from 15:00 to 18:55.

Intelligent Data Collection Limited



Client: Mott MacDonald
Project Number: ID06180
Site Number: Site 3
Dates of Survey: 12.02.2022
Junction Name: Bannold Road / Way Lane
Survey Type: Queue Length Survey

X Coordinate 52.270551	Y Coordinate 0.195828	Google Maps Link Click Here
Weather Conditions Sunny Intervals		

Junction Layout



Queue Length Methodology

The maximum queue length, in vehicles, is reported by lane for each five-minute period.

These are segregated into 'light' and 'heavy' vehicles, and are then presented as a maximum queue length using the assumption that a light vehicle contributes 6m to a queue and a heavy vehicle 15m. These values can be updated by the user.

Vehicle Length Assumptions (metres)

Lights	Heavies
6	15

Additional Notes (Factors which may impact on survey results such as accidents, roadworks, special events)

Intelligent Data Collection Limited



Client: Mott MacDonald
Project Number: ID06180
Site Number: Site 3
Date of Survey: 12.02.2022
Junction Name: Bannold Road / Way Lane
Survey Type: Queue Length Survey

Time	Lane B1				Lane B2			
	Lights	Heavies	Total	Length (m)	Lights	Heavies	Total	Length (m)
12:00	1	0	1	6	1	0	1	6
12:05	0	0	0	0	1	0	1	6
12:10	0	0	0	0	1	0	1	6
12:15	0	0	0	0	0	0	0	0
12:20	0	0	0	0	0	0	0	0
12:25	0	0	0	0	0	0	0	0
12:30	0	0	0	0	0	0	0	0
12:35	1	0	1	6	1	0	1	6
12:40	0	0	0	0	0	0	0	0
12:45	1	0	1	6	0	0	0	0
12:50	1	0	1	6	1	0	1	6
12:55	0	0	0	0	0	0	0	0
13:00	1	0	1	6	0	0	0	0
13:05	1	0	1	6	1	0	1	6
13:10	0	0	0	0	0	0	0	0
13:15	0	0	0	0	0	0	0	0
13:20	0	0	0	0	1	0	1	6
13:25	0	0	0	0	1	0	1	6
13:30	1	0	1	6	1	0	1	6
13:35	1	0	1	6	0	0	0	0
13:40	0	0	0	0	1	0	1	6
13:45	0	0	0	0	0	0	0	0
13:50	1	0	1	6	0	0	0	0
13:55	1	0	1	6	2	0	2	12
14:00	1	0	1	6	0	0	0	0
14:05	0	0	0	0	3	0	3	18
14:10	2	0	2	12	1	0	1	6
14:15	0	0	0	0	0	0	0	0
14:20	0	0	0	0	0	0	0	0
14:25	1	0	1	6	0	0	0	0
14:30	0	0	0	0	1	0	1	6
14:35	2	0	2	12	1	0	1	6
14:40	0	0	0	0	0	0	0	0
14:45	1	0	1	6	1	0	1	6
14:50	2	0	2	12	0	0	0	0
14:55	1	0	1	6	0	0	0	0

Get in touch

You can contact us by:



Emailing at info@cwwtpr.com



Calling our Freephone information line on **0808 196 1661**



Writing to us at **Freepost: CWWTPR**



Visiting our website at 

You can view all our DCO application documents and updates on the application on The Planning Inspectorate website:

<https://infrastructure.planninginspectorate.gov.uk/projects/eastern/cambridge-waste-water-treatment-plant-relocation/>